

C. D. HYDE.  
Folding-Chair.

No. 200,456.

Patented Feb. 19, 1878.

Fig. 3

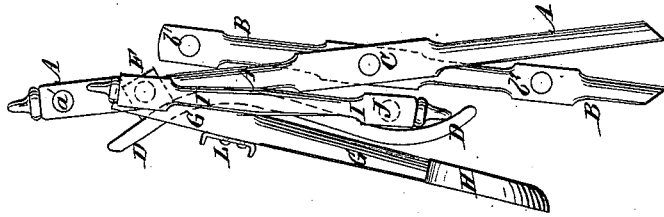


Fig. 2

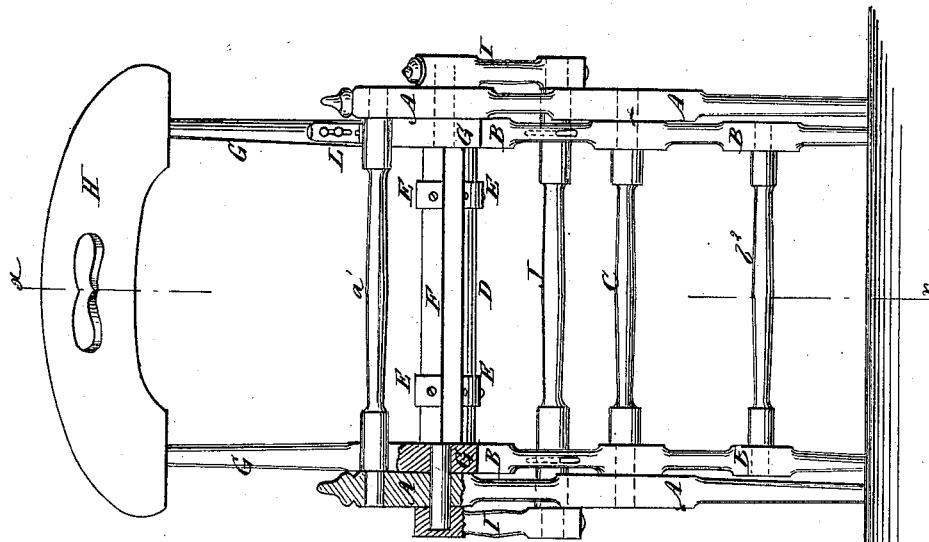
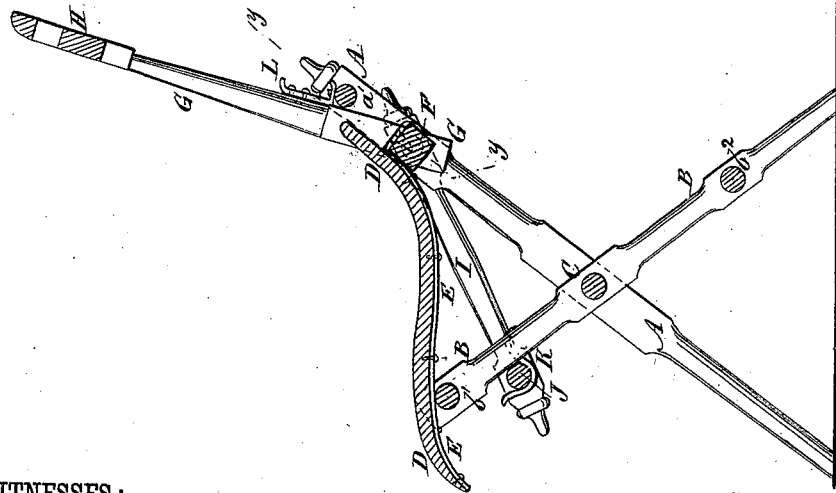


Fig. 1



WITNESSES:

*C. Novena*  
*C. Sedgwick*

INVENTOR:

*C. D. Hyde*

BY

*Munn & Co*

ATTORNEYS:

# UNITED STATES PATENT OFFICE.

CHAUNCEY D. HYDE, OF PITCHER, NEW YORK.

## IMPROVEMENT IN FOLDING CHAIRS.

Specification forming part of Letters Patent No. **200,456**, dated February 19, 1878; application filed January 5, 1878.

*To all whom it may concern:*

Be it known that I, CHAUNCEY D. HYDE, of Pitcher, county of Chenango, and State of New York, have invented a new and useful Improvement in Folding Chairs, of which the following is a specification:

Figure 1 is a vertical section of my improved chair arranged for use, taken through the line *x x*, Fig. 2. Fig. 2 is a rear view of the same, partly in section, through the line *y y*, Fig. 1. Fig. 3 is a side view of the same folded.

Similar letters of reference indicate corresponding parts.

The object of this invention is to furnish an improved folding chair which shall be simple in construction and convenient in use, and which shall be strong, firm, durable, and not liable to get out of order.

The invention consists in an improved folding chair formed by the combination, with each other, of the two pairs of legs, the pivoted side bars, the seat and the back, the connecting-rounds, and the pivoting-rounds, as hereinafter fully described.

A are the front legs, which are connected at their upper ends by a round, *a'*. B are the rear legs, which are connected at their upper ends by a round, *b'*, and near their lower ends by a round, *b<sup>2</sup>*.

The rounds *b<sup>1</sup> b<sup>2</sup>* are made enough shorter than the round *a'* to allow the legs B to be placed between the legs A. The two pairs of legs A B are pivoted to each other by the round C, upon the ends of which are formed round tenons, which pass through the legs B, and are attached to the legs A, so that the said legs B may swing or turn freely upon the said tenons. D is the seat, which is attached to iron straps or bars E, the forward parts of which rest upon the top round *b<sup>1</sup>* of the legs B, and their rear ends are attached to the round F. Upon the ends of the round F are formed long tenons, which pass through holes in the lower ends of the posts G of the chair-back. The upper ends of the posts G are connected by the bar, plate, or back H.

The long tenons of the round F also pass through holes in the upper parts of the legs A, and through holes in the rear ends of the

side or support bars I. The bars I pass forward, and their forward ends are connected by a round, J, which rests, when the chair is arranged for use, in hook K, attached to the forward side of the upper part of the legs B.

The chair-back is secured in place, when raised, by catch-plates L, which are slotted to receive the screws by which they are secured to the posts G, so that they will drop down and catch upon points attached to the round *a'*.

The seat D may be made of a single piece of wood, as shown in Fig. 1; or it may be made of strips of the same kind of wood, or of different kinds, secured to the iron bars E; or it may be an iron frame to receive splints; or it may be made of cloth. With the wood seat an extra round with long tenons may be used to support the folding support. With a cloth seat the frame is used as shown in the drawings, and either with or without the front support.

The chair may be made with an upholstered seat, a high back, and extra holes in the support, to straighten or flare the back and make it more of an easy-chair.

This construction allows the back G H to be turned down upon the seat D, so that the chair can be readily slipped beneath a dining-table.

The chair is folded by turning down the back G H upon the seat, raising the round J off the hooks K, pushing the upper ends of the legs B back, and allowing the support I J, the seat D E, and the back G H to drop down against the legs A B, as shown in Fig. 3.

Having thus fully described my invention, I claim as new and desire to secure by Letters Patent—

An improved folding chair formed by the combination, with each other, of the two pairs of legs A B, the pivoted bars I, the seat D E, and the back G H, the hooks K, the connecting-rounds *a' b<sup>1</sup> b<sup>2</sup>* J, and the pivoting-rounds C F, substantially as herein shown and described.

CHAUNCEY DELTON HYDE.

Witnesses:

GEO. A. HAVEN,  
CHAS. M. BARRETT.