

W. H. CURTISS.
Belting.

No. 200,517.

Patented Feb. 19, 1878

Fig. 1.

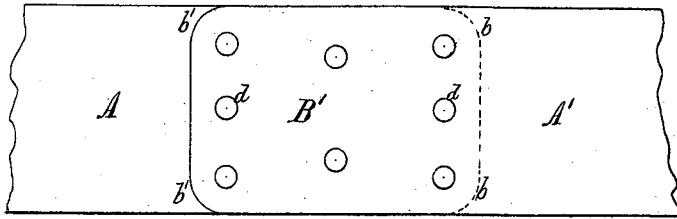


Fig. 2.

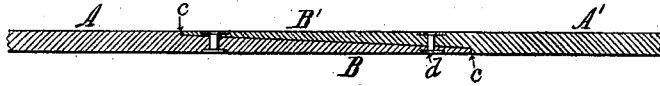


Fig. 3.

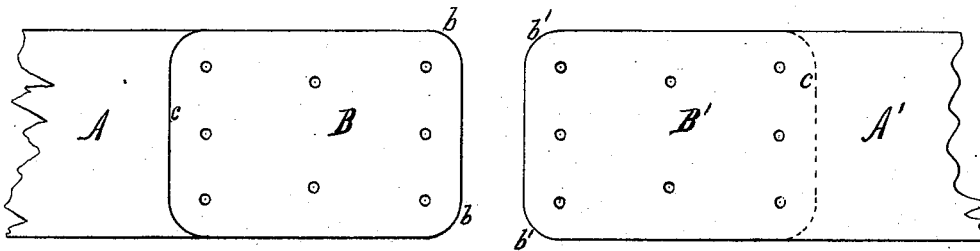



Fig. 4.



Chas. J. Buchheit
Jacob J. Braun } Witnesses

Wm. H. Curtiss Inventor.
By Wilhelm Rosner
Attorneys.

UNITED STATES PATENT OFFICE.

WILLIAM H. CURTISS, OF BUFFALO, NEW YORK, ASSIGNOR OF TWO-THIRDS HIS RIGHT TO RICHMOND H. BICKFORD AND FRED. B. CURTISS, OF SAME PLACE.

IMPROVEMENT IN BELTING.

Specification forming part of Letters Patent No. **200,517**, dated February 19, 1878; application filed January 15, 1878.

To all whom it may concern:

Be it known that I, WILLIAM H. CURTISS, of the city of Buffalo, in the county of Erie and State of New York, have invented new and useful Improvements in Belting, of which the following is a specification, reference being had to the accompanying drawing.

My invention relates to an improved construction of the lap or joint by which the several sections or lengths of belting are secured together.

Previous to my invention the ends of the overlapping tapering portions of the belt-sections in cement joints have been made straight across the belt. This is objectionable, for the reason that when the joint passes over a pulley the sharp corners of the thin edge of the lap are liable to start or separate from the surface to which they are cemented. In belts traveling with considerable speed the resistance of the air, acting upon the upturned corner portion of the lap, gradually increases this separation until in course of time the entire joint is destroyed, or at least so injured as to be unserviceable, as the strength of the joint is due mainly to the cementing, and not to the riveting, which is applied only as an additional safeguard.

The object of my invention is to remedy this defect; and it consists, principally, in forming the overlapping tapering ends of the belt-sections with round corners, whereby the cemented surfaces are prevented from separating in passing over a pulley.

In the accompanying drawing, Figure 1 is a plan view of my improved belt-joint. Fig. 2 is a longitudinal section thereof. Fig. 3 is a plan view of the ends of the belt-sections previous to being cemented together. Fig. 4 is an edge view thereof.

Like letters of reference designate like parts in each of the figures.

A A' represent two belt-sections, having their overlapping portions B B' made tapering

to a thin edge, in the usual manner. The portions B B' are formed with round corners *b b'* at the thin edge of the lap, as clearly shown.

The surface of each belt-section is provided at the point at which the rounded edge of the other section is secured thereto with a recess or depression, *c*, corresponding in form with the rounded edge of the other section, and forming a seat for the same, so that, when the two tapering laps are cemented together, in the usual manner, the joint will be of a uniform thickness throughout. The recess or depression *c* is formed by cutting away a portion of the leather after the laps have been tapered.

d represent the rivets, arranged in the overlapping portions of the belt-sections in the ordinary manner.

In passing over a pulley the straight central portion of the edge of the lap will be bent first, and the rounded corners *b b'* will be bent gradually from the straight central portion to the edge of the belt, and vice versa, thereby avoiding the sudden bending of the entire edge of the lap at the same time, as in a straight lap, and preventing the edge of the lap from separating from the underlying surface.

I claim as my invention—

1. A belt having its tapering overlapping ends rounded at their corners, so that when cemented together the cemented surfaces are less liable to become separated, all substantially as shown and described.

2. A belt having the edges of its tapering overlapping portions B B' constructed with round corners *b b'*, and having the surfaces to which the round edges are secured provided with correspondingly-formed recesses or depressions *c*, substantially as and for the purpose set forth.

WM. H. CURTISS.

Witnesses:

EDWARD WILHELM,
JNO. J. BONNER.