

J. T. FLYNN.
 Boot-Tree.

No. 200,525.

Patented Feb. 19, 1878.

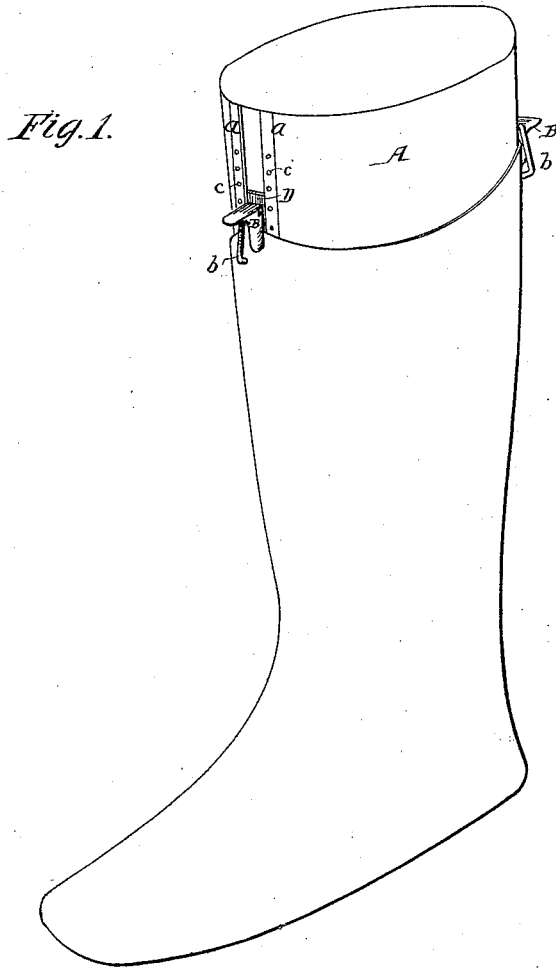


Fig. 2.

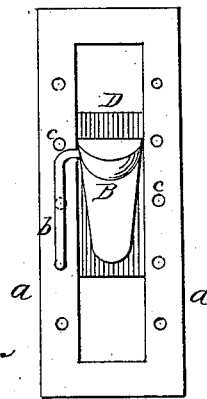
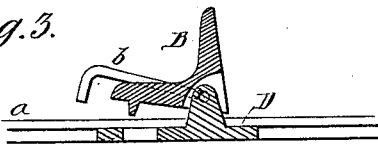


Fig. 3.



Attest:

*Benjamin
 Crosby*

Inventor

*J. T. Flynn
 By his attorney
 Charles E. Fort*

UNITED STATES PATENT OFFICE.

JOHN T. FLYNN, OF COLCHESTER, CONNECTICUT.

IMPROVEMENT IN BOOT-TREES.

Specification forming part of Letters Patent No. **200,525**, dated February 19, 1878; application filed February 1, 1878.

To all whom it may concern:

Be it known that I, JOHN T. FLYNN, of Colchester, New London county, Connecticut, have invented Improvements in Boot-Trees, of which the following is a specification:

The object of my invention is a boot-tree constructed, as fully described hereinafter, to facilitate the manufacture of rubber boots.

In the drawing, Figure 1 is a perspective view of a boot-tree with my improvement; Fig. 2, a face view of the clamp and attachments, and Fig. 3 a section.

A represents a block or tree, of wood or other suitable material, of a shape approximating the foot, and adapted to the boot to be formed thereon.

Between guides *a*, both at the front and rear of the tree, moves a slide, D, which is provided with a clamp, B, and with a hook, *b*, pivoted in any suitable manner, its end being adapted to openings *c* in one of the guides or in the face of the tree.

The material to form the boot is cut and applied to the tree in the ordinary manner, with a suitable lining, and is clamped at the upper edge of the leg by the clamp B, and the slide

is then moved upward between the guides until the material is drawn tightly. The slide is then secured by means of the hook, holding the lining in position at the front.

The material is drawn tightly at the back by the like device.

I do not restrict myself to any particular form of clamping device, as any device adjustable so as to clamp the leg at the upper edge and draw it up, whatever may be the length of the leg, may be employed.

I claim—

1. A boot-tree provided with a vertically-adjustable clamp for securing and drawing up the leg, as set forth.

2. The combination of the tree, vertically-adjustable clamp, and retaining device, as described.

In testimony whereof I have signed my name to this specification in the presence of two subscribing witnesses.

JOHN T. FLYNN.

Witnesses:

REUBEN P. DOUGLASS,
RUSSEL WAY.