

C. A. ROTH.
Game Apparatus.

No. 200,571.

Patented Feb. 19, 1878.

Fig. 1.

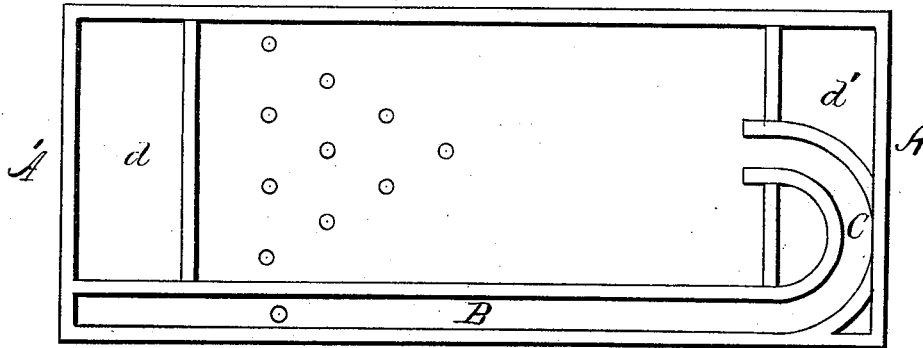


Fig. 2.

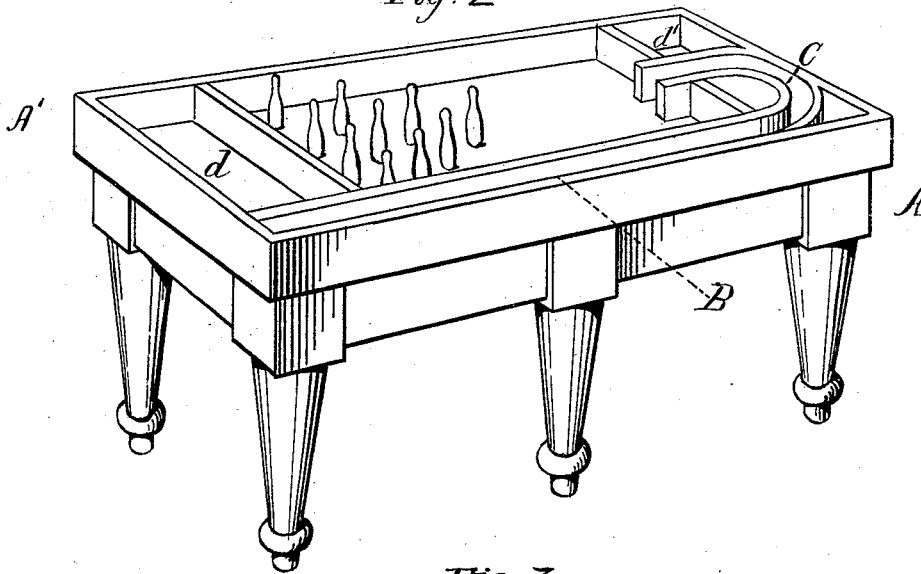



Fig. 3.



Witnesses:
Charles Page.
Harvey L. Page.

Inventor:
Charles A. Roth.
by John A. Diederheim
Attys.

UNITED STATES PATENT OFFICE.

CHARLES A. ROTH, OF WASHINGTON, DISTRICT OF COLUMBIA.

IMPROVEMENT IN GAME APPARATUS.

Specification forming part of Letters Patent No. **200,571**, dated February 19, 1878; application filed January 24, 1878.

To all whom it may concern:

Be it known that I, CHARLES A. ROTH, of Washington, District of Columbia, have invented a new and useful Improvement in a Ten-Pin Table, of which the following is a specification, reference being had to the accompanying drawings, in which—

Figure 1 is a plan view of the table embodying my invention. Fig. 2 is a perspective view thereof. Fig. 3 is a view of the cue.

Similar letters of reference indicate corresponding parts in the two figures.

My invention relates to game-tables on which the game of ten-pins is played by impelling a ball along a passage or channel adapted to guide the same along the sides of the table, and then to the center thereof at one end, whereby the ten-pins, which are set up at the other end, will be knocked down by the ball.

My improvement consists, first, in forming the straight portion of the channel along but one side of the table, with the crook or curved portion thereof which opens toward the center of the table at its head, whereby the pins will be set up at the foot of the table, within convenient reach of the player, so that after they are knocked down by the ball which leaves the crook at the head they will be within reach, and may be set up again without requiring the player to go to the other end of the table, as heretofore; second, in the arrangement of the channel as above stated, and several compartments for chalk, and the pins when not in use, the construction and location of the channel or way admitting of several divisions not heretofore admissible in this connection, all as hereinafter more fully described and claimed.

Referring to the drawings, A represents the head of a table, which may be of the form employed for billiard or bagatelle purposes; or it may be of size available for the parlor.

On the upper face of the table there is an alley, B, which extends longitudinally from the foot A' of the table to the head A thereof; and at the latter place it is continued as a crook, C, which is located at the center of the head of the table, and its termination opens inward or toward the foot of the table.

d d' represent compartments formed by division pieces, the former being at the foot A' of the table, and the latter at the head A thereof. These are very useful for holding chalk, and also the pins when not in use.

It will be seen that by my mode of arranging the alley B along one side of the table only, and by bringing the crook around so as to open in toward the center of the table, at the head thereof, space is afforded for these two compartments. I also continue the alley to the end of the crook, whereby the ball is more effectively guided than if the complete alleyway with side walls terminated sooner.

The operation is as follows: The ten-pins will be set up at the foot of the table, as shown, and a ball is placed in the alley B adjacent to the pins. By means of a cue, or directly by hand, the ball will be impelled toward the head of the table, and it follows the course of the crook, and consequently rolls toward the ten-pins, the number of which knocked down will determine the game or produce the amusement.

As the ball will not always leave the crook at the same angle or path, owing to the manner in which it may be struck or started, the uncertainty of action of the ball on the pins will increase the interest of the game.

It will also be noticed that the pins may be set up at the foot of the table, thus obviating the necessity of the players leaving the place for such purpose.

Having thus described my invention, what I claim as new, and desire to secure by Letters Patent, is—

1. In a ten-pin table, the alley B, running along one side of the table only, from the foot to the head, and terminating at the latter portion of the table in a crook, C, opening at a point intermediate of the sides and near the head A, whereby the ten-pins will be set up at the foot of the table by the player, and from the end at which the ball is played, as herein shown and specified.

2. In a ten-pin table, the arrangement of the alley B along one side only of the table, with its crook C at the head thereof, and terminating at the point herein specified, and the compartments *d d'* at the foot and head of the table, respectively, as and for the purposes herein shown and described.

In testimony that I claim the foregoing as my own I affix my signature in presence of two witnesses.

C. A. ROTH.

Witnesses:

JOHN A. WIEDERSHEIM,
CHAS. G. PAGE.