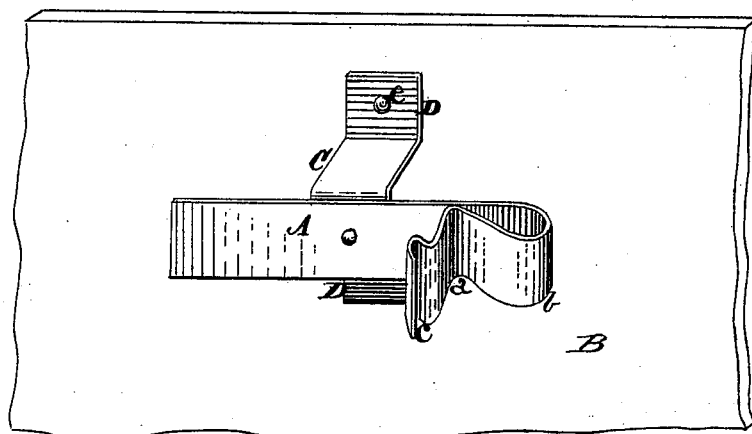


N. LYON.  
Boot and Shoe Holder.

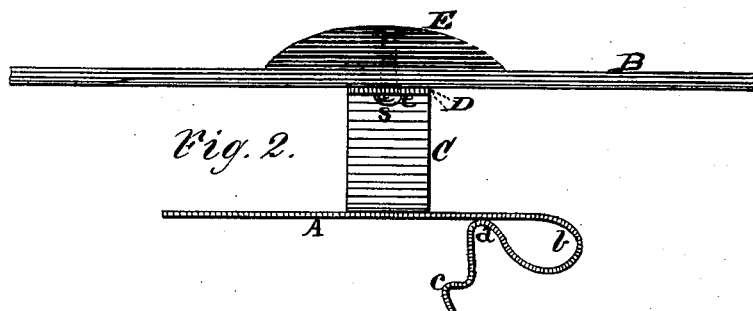
No. 200,619.

Patented Feb. 26, 1878.

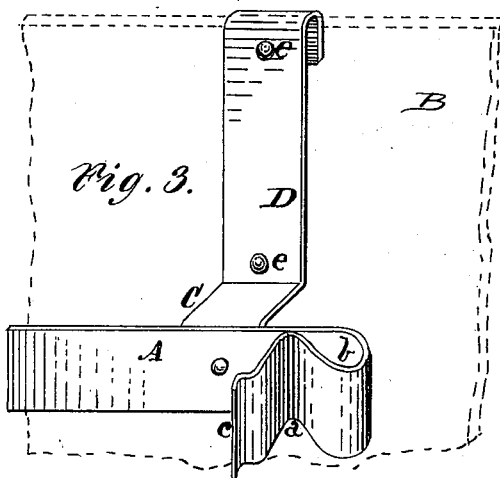
*Fig. 1.*



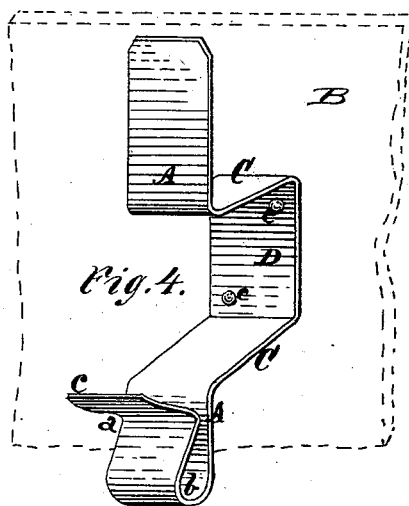
*Fig. 2.*



*Fig. 3.*



*Fig. 4.*

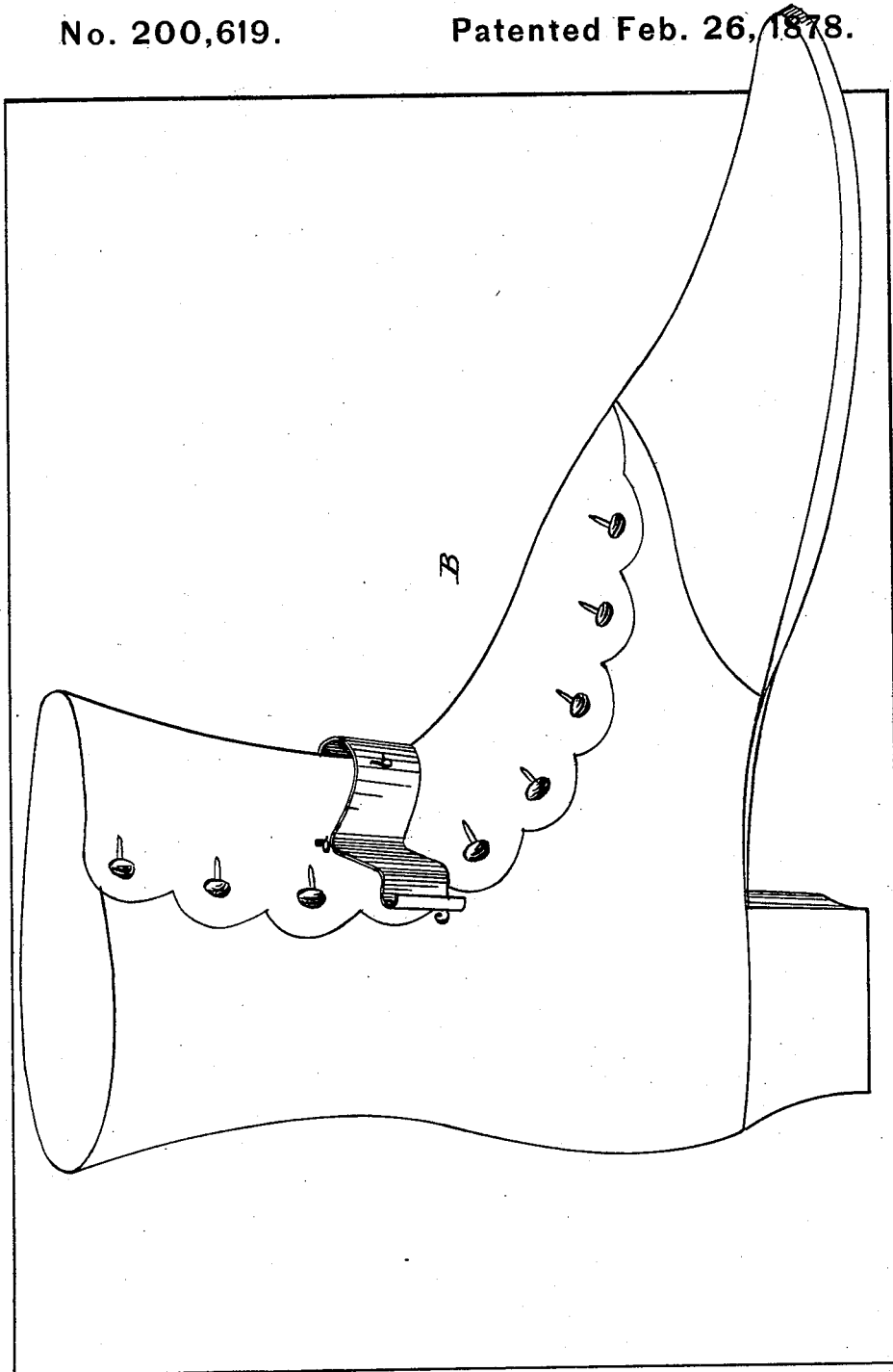


Witnesses. *William F. Selkirk*  
*Alex. Selkirk* *Nelson Lyon*  
 Inventor.

N. LYON.  
Boot and Shoe Holder.

No. 200,619.

Patented Feb. 26, 1878.



Witnesses

*William F. Selkirk*  
*Alex. Selkirk*

*Nelson Lyon*  
Inventor

# UNITED STATES PATENT OFFICE.

NELSON LYON, OF ALBANY, NEW YORK.

## IMPROVEMENT IN BOOT AND SHOE HOLDERS.

Specification forming part of Letters Patent No. **200,619**, dated February 26, 1878; application filed December 15, 1876.

*To all whom it may concern:*

Be it known that I, NELSON LYON, of the city and county of Albany, State of New York, have invented a new article of manufacture—a Boot and Shoe Holder; and I do hereby declare that the following is a description thereof, reference being had to the accompanying drawings, in two sheets, forming a part of this specification, in which—

Figure 1 represents a perspective view of a boot and shoe holder, and illustrates the same attached to the front of a box. Fig. 2 is a horizontal view of the same, illustrating its attachment to the box. Figs. 3 and 4 are perspective views of modified forms of the device. Fig. 5 is a perspective view of a shoe held in position in front of a box by this device.

My invention relates to devices for holding and exposing to view articles of the character of boots, shoes, hats, caps, and the like, generally kept in boxes arranged on shelves; and consists of the devices hereinafter described.

The object of this invention is to hold on the outside of the box in which the articles are kept a sample article, in an exposed manner, which may be readily removed or replaced without injury to the article, and at the same time provide a device which may serve as a handle, by which the box may be drawn forward from between its adjoining boxes in a convenient manner.

To enable others skilled in the art to make and use my invention, I will proceed to describe it in reference to the drawings and the letters of reference marked thereon, the same letters indicating like parts.

In the drawing, A represents the rear part of the holding-plate, which is intended to preserve the article held and exposed from contact with the box B, so that it may hang erect and be more easily removed or replaced; also, to serve the purpose of a steadying-piece, by which the article, when fixed, may not be liable to be changed in its position, except by the will of an operator. On the other end of the holding-plate A is the holding device *a*, rendered elastic by the bow or loop *b*, and

having a finger-piece, *c*, by which the holding device may be thrown up from contact with the rear part A. The rear part of the plate A, with its holding device and finger-piece, is firmly held in position away from the box B by the standard C, to which the said rear part A is secured, as in Figs. 1, 2, and 3, or is made continuous, as in Fig. 4.

To attach this improved holder to a box, one or more attaching-flanges, D, are provided, having screw-holes *e e*, through which screws *s* are to be passed through the side of the box B and into the stay-block E, set against the inner side of the box, which stay-block is made of wood, and extends over a part or all of the inner surface of the front of the box.

It may readily be seen that, as the rear part of the plate A is held by bracket C off at a distance from the side of the box to which it is attached, a shoe or boot may be held in a properly-poised position, so as to present the best appearance when exposed to view; and also that the standard C and holding-plate A, which stand out or off from the box, form a positive handle, by which the box may be drawn from the shelf.

It may also be readily seen that, by reason of the rounded form of the holding device *a* bearing against the rear part of the plate, the material from which the article exposed is made, whether of leather, fabric, or felt, or other materials, will not be injuriously indented, cut, or marred by reason of the grasp which the said holding-piece may give to the article; and that, by the finger-piece *c*, the said holding device may be readily thrown from the rear part A, to either effect a release of the article or receive the article to be held.

Having described my invention, I claim and desire to secure by Letters Patent—

The combination, with the holder A *a b c*, of the standard C and attaching-flange D, the whole being adapted to be secured to the front of a box, as and for the purpose set forth.

NELSON LYON.

Witnesses:

WILLIAM F. SELKIRK,  
ALEX. SELKIRK.