

C. M. BRIGHT.
Label-Holder.

No. 200,688.

Patented Feb. 26, 1878.

Fig. 1.



Fig. 2.




Fig. 3.

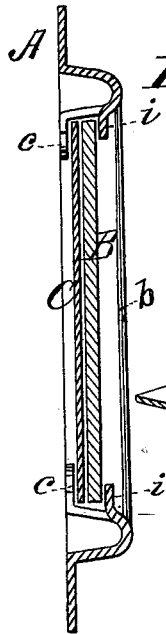
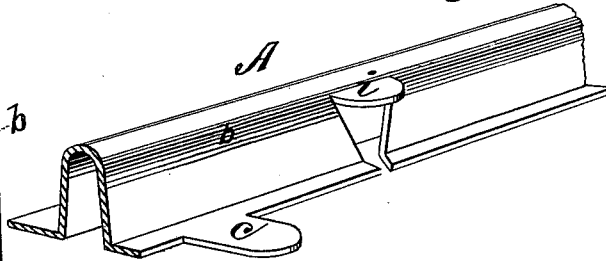


Fig. 4.



WITNESSES
Villette Anderson.
F. J. Illasi.

INVENTOR
C. M. Bright,
By E. W. Anderson,
ATTORNEY

UNITED STATES PATENT OFFICE.

CHARLES M. BRIGHT, OF WAUPACA, WISCONSIN.

IMPROVEMENT IN LABEL-HOLDERS.

Specification forming part of Letters Patent No. **200,688**, dated February 26, 1878; application filed February 2, 1878.

To all whom it may concern:

Be it known that I, CHARLES M. BRIGHT, of Waupaca, in the county of Waupaca and State of Wisconsin, have invented a new and valuable Improvement in Label-Holders; and I do hereby declare that the following is a full, clear, and exact description of the construction and operation of the same, reference being had to the annexed drawings, making a part of this specification, and to the letters and figures of reference marked thereon.

Figure 1 of the drawings is a representation of a top view of my improved label-holder. Fig. 2 is a bottom view thereof. Fig. 3 is a cross-sectional view of the same; and Fig. 4 is a perspective detail, showing the bead and holding lugs or spurs.

This invention has relation to improvements in label-holders for type-cases in printing-offices; and it consists in a type-label holder constructed substantially as hereinafter set forth, and adapted to receive a glass shield and a paper or other label, as will be fully herein explained.

In the annexed drawings, the letter A designates the label-holder, of oblong form, and made of any suitable sheet metal, having at each end a perforation, *p*, for the reception of the screws by means of which it is secured to the case. This holder has an oblong—preferably rectangular—opening, bounded at its sides and ends by a bead, *b*, raised above the body of the holder, as shown in Figs. 3 and 4. Out of the body of this bead, on its inner wall, are struck out the lugs *i*, which, when bent up, as shown in Fig. 4, serve as stops to prevent a

glass shield, B, which is inserted in the opening, from being pushed through the same. The inner wall of the bead *b* is at right angles to the plane of the holder, and has on its lower edge a number of projecting spurs, *c*, of suitable length. The label C, having the description of the type printed thereon, is laid face downward upon the shield B, and the spurs *c* bent down upon it, confining it in place. The plate is then secured to the case by means of tacks, or their equivalents, driven through the perforations in the ends of the holder.

The label-holder is struck out of any sheet metal complete, as above described.

I claim as new and desire to secure by Letters Patent—

1. The type-case-label holder having an oblong rectangular opening, a raised bead, *b*, surrounding the said opening, the stops *i*, cut out of the inner wall of said bead, and the spurs *c* upon the lower edge of the said wall, substantially as specified.

2. The combination of a label-holder having an opening bounded by the raised bead *b*, the stops *i*, formed out of the inner wall of the said bead, and the spurs *c* at the lower edge of said wall, with the glass shield B and type-label C, substantially as specified.

In testimony that I claim the above I have hereunto subscribed my name in the presence of two witnesses.

CHARLES M. BRIGHT.

Witnesses:

GEO. STRICKLAND,
JOHN O. SCOTT.