

A. C. FULLER.
Hat-Folding Device.

No. 200,906.

Patented March 5, 1878.

Fig. 1.

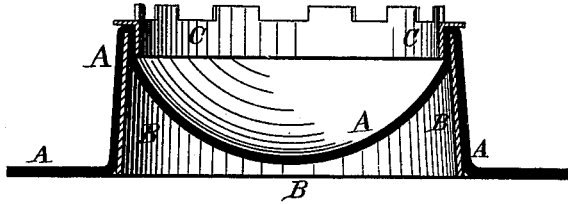


Fig. 2.

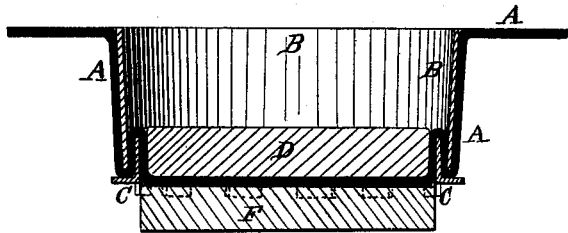
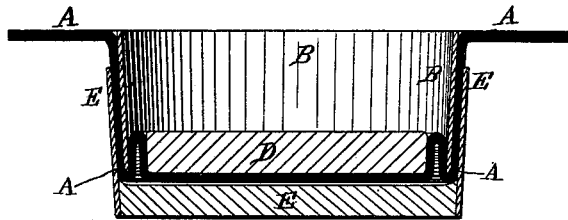


Fig. 3.



WITNESSES:

Henry N. Miller
C. Sedgwick

INVENTOR:

A. C. Fuller

BY

Munn & Co

ATTORNEYS.

UNITED STATES PATENT OFFICE.

AZARIEL C. FULLER, OF MIDDLETOWN, NEW YORK, ASSIGNOR TO HIMSELF
AND GRANVILLE B. FULLER, OF SAME PLACE.

IMPROVEMENT IN HAT-FOLDING DEVICES.

Specification forming part of Letters Patent No. **200,906**, dated March 5, 1878; application filed
December 29, 1877.

To all whom it may concern:

Be it known that I, AZARIEL C. FULLER, of Middletown, in the county of Orange and State of New York, have invented a new and useful Improvement in Hat-Folding Devices, of which the following is a specification:

Figure 1 is a vertical section of a hat, illustrating the first and second steps of the process of folding. Fig. 2 is the same section, illustrating the third step of the process. Fig. 3 is the same section, illustrating the fourth step of the process.

Similar letters of reference indicate corresponding parts.

The object of this invention is to furnish an improved device for folding hats to form the style known by the trade as "telescope-hats," which will enable the folding to be done accurately and quickly.

The invention consists in the mode of folding hat-bodies by means of the two bands, the rubber block, and the receiver or die; and in the two bands and the rubber block, in combination with each other and the receiver or die, for folding a hat-body, as hereinafter fully described.

I will describe the device in connection with the mode of using it.

A represents a hat to be folded. B is a sheet-metal band of such a size as to fit into the hat A snugly, and of a height equal to the required height of the hat when folded.

The band B is placed upon a bench or table, and the hat A is placed over it, as shown in Fig. 1. The crown of the hat A is then pressed inward, and a second band, C, is pressed into the upper end of the band B, folding the body of the hat A snugly over the upper edge of the said band B.

The band C is made narrower, and its upper edge is slitted, and has every other strip thus formed bent outward at right angles.

The band C is pressed into the band B until its outwardly-projecting strips rest upon the body of the hat drawn over the upper edge of the band B. The hat A is now reversed, and

the rubber block D is pressed into the inner band C, folding the body of the hat A snugly and smoothly over the inner edge of the band C, as shown in Fig. 2.

The hat A and its attachments are then placed upon a block, F, whose diameter is a little less than that of the band C, and the said band C is then easily withdrawn by placing the thumbs upon the projections around its lower edge. The hat and its attachments are placed in a die or receiver, E, into which they fit snugly. The band B is now carefully withdrawn, and the receiver E, the hat A, and the rubber block D are placed in a press, the follower of which should be of the exact shape and size of the surface of the rubber block D. The press is then operated to force the follower down upon the rubber block D, which pressure expands the said rubber block laterally, and presses the folded part of the hat-body against the inner surface of the receiver or die E, which should be heated by steam or other means, and presses the folds down smoothly and evenly, leaving the top of the hat level, and with a smooth sharp edge.

I am aware that it is not new to form a fold in the crown of a soft hat by means of a block having a shoulder and an encircling metal band introduced between the hat and the block.

Having thus described my invention, I claim as new and desire to secure by Letters Patent—

1. The mode of folding hat-bodies by means of the bands B C, the rubber block D, and the receiver or die E, substantially as herein shown and described.

2. The bands B C and the rubber block D, in combination with each other and the receiver or die E, for folding a hat-body, substantially as herein shown and described.

AZARIEL CHARLES FULLER.

Witnesses:

HENRY W. WIGGINS,
GRANVILLE B. FULLER.