

J. C. KOCH, Jr.
Easel Album.

No. 200,922.

Patented March 5, 1878.

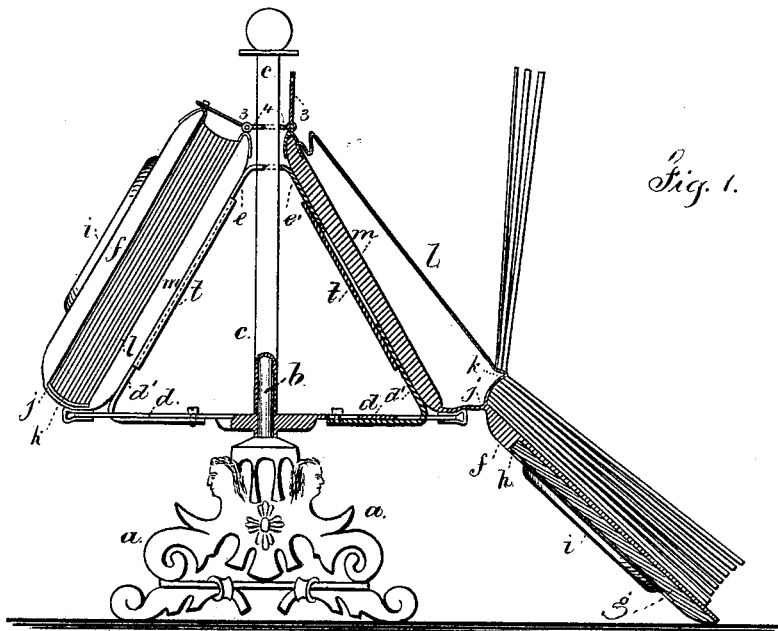
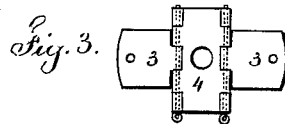



Fig. 1.



Witnesses

Chas. H. Smith
Geo. T. Pinckney

Inventor

John C. Koch Jr.

per Lemuel W. Serrall
att'y

UNITED STATES PATENT OFFICE.

JOHN C. KOCH, JR., OF BERLIN, PRUSSIA.

IMPROVEMENT IN EASEL-ALBUMS.

Specification forming part of Letters Patent No. **200,922**, dated March 5, 1878; application filed February 1, 1878.

To all whom it may concern:

Be it known that I, JOHN C. KOCH, JR., of Berlin, in the Kingdom of Prussia, have invented an Improvement in Easel-Albums; and the following is declared to be a full and exact description of the same.

Heretofore easel-albums have been made by securing an ordinary photograph-album upon a metallic frame or stand made in the shape of an easel, and these have had glasses in the cover and pockets for the reception of pictures. These albums are constructed to open downward, and the receptacles for pictures in its leaves are made to hold the pictures at a right angle to the back, so that they could be viewed from the front instead of parallel to the back, as is usual with ordinary albums.

I make use of a vertical standard and frame, upon which are placed two albums at the required inclination, and I construct each album with a sliding frame in the front cover. This frame carries the glass or glasses, and behind them there are receptacles to hold the pictures.

The leaves of the albums are bound on a separate back, one side of which is attached to the front cover of the album, and the other side to a fly-leaf, and this fly-leaf, in turn, is attached to the upper edge of the back cover of the album, thereby allowing the album to open freely and without strain upon the back or cover, thereby preventing the leaves becoming injured or torn away from the back.

In the drawing, Figure 1 is an elevation and partial section, and Fig. 2 is a horizontal section, of the cover, containing the sliding frame and pocket.

a is the base, which may be made in any desired ornamental form, and *b* the rod or standard connected to said base, and which supports the album-frame. The album-frame is composed of the tube *c*, which fits over the rod *b*, and the horizontal plate or support *d*, that is fastened to the said tube. There are arms *e e'* connected to the upper part of said tube *c*, that pass into sheet-metal sockets *t*, riveted to the back covers of the albums, and the arms *d'* pass up into the bottom portions of these sockets *t*, and these arms are connected to the plate *d* by screws passing through slots in the plate *d*, so that the albums may be inclined more or less, the said albums resting at their backs upon the plate *d*.

The album is provided with the front cover *f*, into which the frame *g* slides, being guided and held by the grooves at *h*. Said frame *g* contains the glasses *i*, behind which the picture is placed in recess at *i'*.

The album-leaves are of usual construction, and bound together at the back and fastened at *j* to the cover *f*, and at *k* to the inner fly-leaf *l*; and said fly-leaf is secured at its upper edge to the back cover *m* of the album, and, when open, assumes the position shown by the sectional part of Fig. 1. This allows the back of the leaves, where they are bound together, to be free at one edge; and hence the leaves can be turned successively without any undue strain at their back edges, regardless of the position of the back of the album as it rests upon the plate or frame.

The two albums are each provided with the hinged clasps 3, (see Fig. 3,) of ordinary construction, except that the hinge-pin of each clasp is sufficiently long to pass through the hinge-sections at the edge of the plate 4, whereby the two albums are connected together; but they can be separated by drawing out either hinge-pin. This standard *c* passes through a hole in this plate 4.

I claim as my invention—

1. The standard *b c*, plate *d*, and arms *e e'* and *d' d'*, in combination with the photograph-album and the sheet-metal socket *t* upon the back cover thereof, into which the ends of the arms *e e'* and *d' d'* pass, substantially as set forth.

2. The photograph-album having the front cover recessed and provided with grooves, in combination with the picture-holder adapted to slide into said grooves, substantially as set forth.

3. The plate 4, having a central hole for the standard and hinge-sections at the edges, in combination with the photograph-albums and the hinged clasps 3 thereof, substantially as set forth.

In testimony whereof I have signed my name to this specification in the presence of two subscribing witnesses.

JOHN CASPAR KOCH, JR.

Witnesses:

BERTHOLD ROI,
EDWARD P. MACLEAN.