

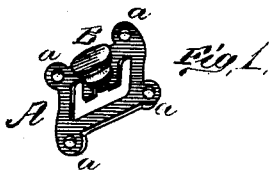


G. CONOVER.  
Fastening-Plate for Shoe-Button.

No. 200,978.

Patented March 5, 1878.



WITNESSES  
*J. H. Bates*  
*Wm. E. Shiebler*

INVENTOR  
*George Conover*  
*Wm. H. Babcock*  
ATTORNEY

# UNITED STATES PATENT OFFICE.

GEORGE CONOVER, OF NEW HAVEN, CONNECTICUT, ASSIGNOR OF ONE-HALF HIS RIGHT TO MICHAEL FETH, OF NEW YORK, N. Y.

## IMPROVEMENT IN FASTENING-PLATES FOR SHOE-BUTTONS.

Specification forming part of Letters Patent No. 200,978, dated March 5, 1878; application filed January 10, 1878.

*To all whom it may concern:*

Be it known that I, GEORGE CONOVER, of the city of New Haven, in the county of New Haven and State of Connecticut, have invented certain new and useful Improvements in Adjustable Shoe-Buttons; and I do hereby declare that the following is a full, clear, and exact description of my invention, which will enable others skilled in the art to which it appertains to make and use the same, reference being had to the accompanying drawings, and to letters of reference marked thereon, which form a part of this specification.

This invention relates to buttons for gaiters and other shoes that fasten by buttoning; and the nature of said invention consists in the peculiar construction of the fastening-plate and button, whereby the latter may be adjusted to a higher or lower position on the shoe, as hereinafter fully set forth.

In the accompanying drawings, Figure 1 is a perspective view of the button and fastening-plate. Fig. 2 is an enlarged reverse view of the same with the button-shank in section; and Fig. 3 is a detail view of the button enlarged from Fig. 1.

A designates a metallic fastening-plate, preferably of rectangular form, which has at its corners eyes *a* for attaching it to the leather or other material of the shoe. The interior of said plate is cut away by stamping, or otherwise formed open, so as to leave three oblique slots, *a*<sup>1</sup> *a*<sup>2</sup> *a*<sup>3</sup>, which are separated by oblique tongues of metal *a*<sup>4</sup> and *a*<sup>5</sup>, except at one end, where said slots are joined by a longitudinal slot, *a*<sup>6</sup>.

B designates a shoe-button, which has on

its inner end a short shank, *b*, terminating in a head or cap, *b'*. Said shank *b* is of such size as to move readily back and forth in said slots *a*<sup>1</sup>, *a*<sup>2</sup>, *a*<sup>3</sup>, and *a*<sup>6</sup>. Said head or cap *b'* prevents said button from separating from said plate.

The number and shape of the slots, the material of the fastening-plate, and the construction of the button may be considerably varied without departing from the spirit of my invention. They may also be applied to other garments.

The said slots allow the said button to be conveniently adjusted to a higher or lower position without removing it, and thus greatly lessen the difficulty of buttoning the shoe, especially when the sides have been unequally stretched by wear or contracted by cold. The button is simply slipped from an oblique slot to the longitudinal slot, and thence to any other oblique slot desired.

Having thus described my invention, what I claim as new, and desire to secure by Letters Patent, is—

1. A fastening-plate for buttons, having a series of cross-slots opening into a longitudinal slot, substantially as set forth.
2. Plate A, having oblique slots *a*<sup>1</sup> *a*<sup>2</sup> *a*<sup>3</sup> and connecting-slot *a*<sup>6</sup>, adapted to receive and hold a button, substantially as set forth.

In testimony that I claim the foregoing as my own I affix my signature in presence of two witnesses.

GEORGE CONOVER.

Witnesses:

GEORGE TERRY,  
WILLIAM HOPSON.