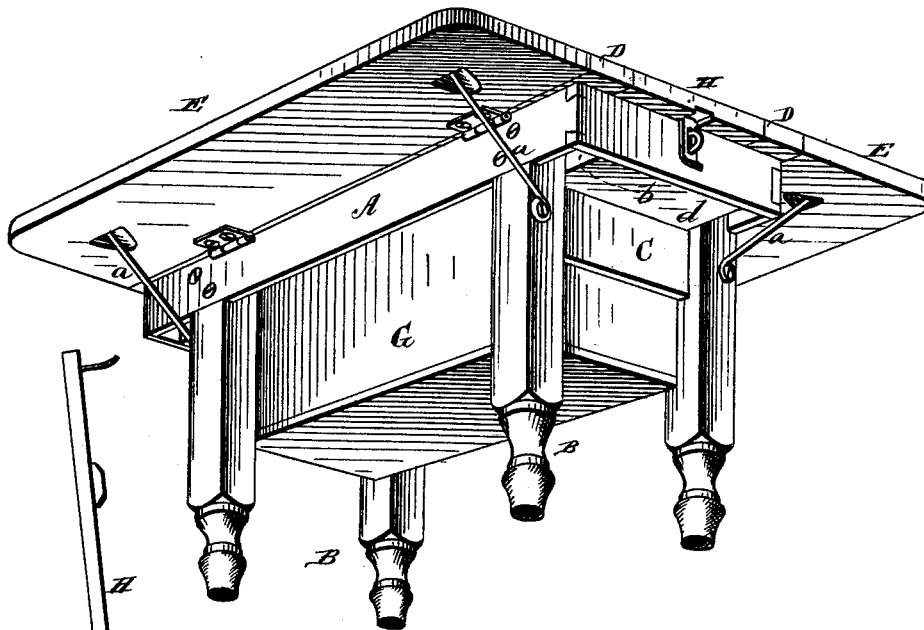


C. RAIBLE.  
Meal-Bin.

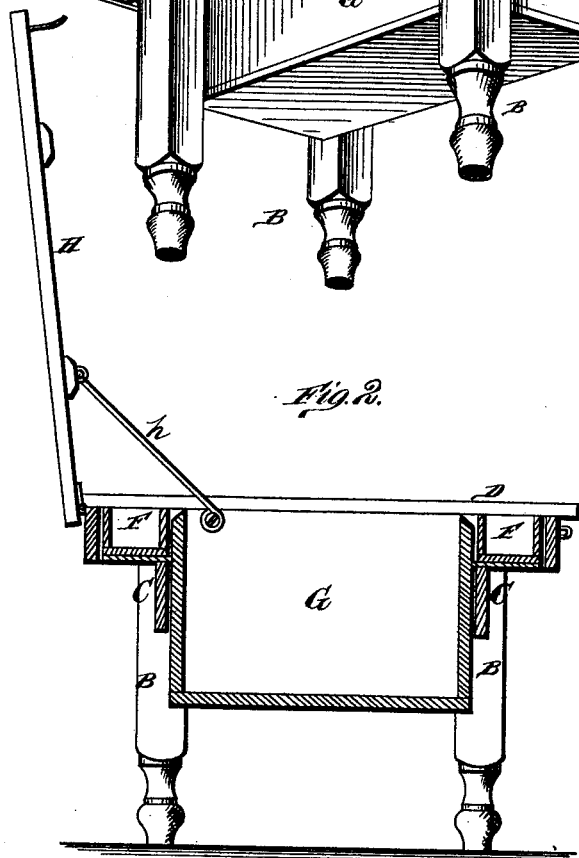
No. 201,047.

Patented March 5, 1878.

*Fig. 1.*



*Fig. 2.*



WITNESSES

*Robert Cavitt*  
*Joe Sheehy*

INVENTOR.

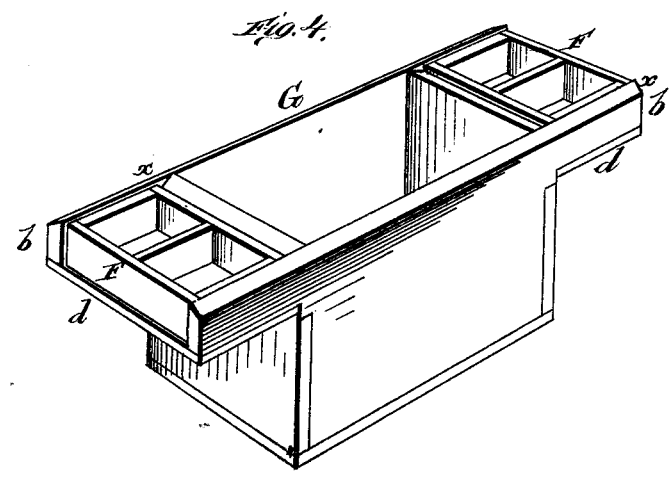
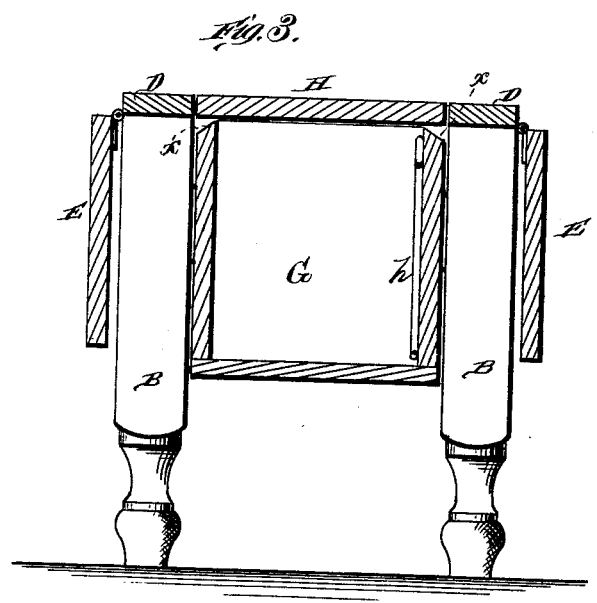
*Constantin Raible.*  
*Gilmore, Smith & Co.*

ATTORNEYS.

C. RAIBLE.  
Meal-Bin.

No. 201,047.

Patented March 5, 1878.



WITNESSES  
*Robert Smith*  
*Das Sheehy*

INVENTOR.  
*Constantino Raible.*  
*Edmore Smith & Co.*  
ATTORNEYS.

# UNITED STATES PATENT OFFICE.

CONSTANTIN RAIBLE, OF OSKALOOSA, IOWA.

## IMPROVEMENT IN MEAL-BINS.

Specification forming part of Letters Patent No. 201,047, dated March 5, 1878; application filed February 2, 1878.

*To all whom it may concern:*

Be it known that I, CONSTANTIN RAIBLE, of Oskaloosa, in the county of Mahaska and State of Iowa, have invented a new and valuable Improvement in Combined Table and Meal-Chest; and I do hereby declare that the following is a full, clear, and exact description of the construction and operation of the same, reference being had to the annexed drawings, making a part of this specification, and to the letters and figures of reference marked thereon.

Figure 1 of the drawings is a representation of a perspective view of my combined table and meal-chest. Fig. 2 is a transverse vertical section. Fig. 3 is a transverse vertical section; and Fig. 4 is a perspective view of the chest.

The nature of my invention consists in the construction and arrangement of a combined table and flour or meal chest, as will be hereinafter more fully set forth, and pointed out in the claims.

The annexed drawings, to which reference is made, fully illustrate my invention.

A represents a rectangular frame, of any suitable dimensions, to which legs B B are attached at or near each end, each pair of legs being connected by a cross-bar, C, a suitable distance below the upper edge of the frame.

Along each side of the table-frame thus formed, on the top, is secured a strip, D, of such width as to cover the upper ends of the legs and the side bars of the frame, and extending to or beyond the end pieces of said frame. To the outer lower edge of each strip D is hinged a leaf, E, which, when not in use, hangs down vertically, but, when desired for use, may be held in a horizontal position by one or more rods, *a*, as shown, or by any other suitable means.

G represents the flour or meal chest, made of such size as to fit between the legs B B and the cross-bars C C. The sides of this chest are extended at the ends over said cross-bars C C to the end pieces of the frame A, and thus constitute the means by which the chest is supported upon the cross-bars C. These extensions of the sides of the chest are marked *b b*, and one or more cleats, *d*, are fastened to their under edges, so as to form at each end of the chest a receptacle for a spice-box, F.

H represents a lid, to cover the entire chest, and said lid fits between the strips D D, and, when closed, completes the table-top. The lid H is hinged at one end of the frame A, and at the other end provided with a suitable hasp, to close over a staple in the frame and admit of a padlock; or it may be locked in any other suitable manner.

Instead of one continuous lid, I may make one lid over each spice-box, and the main lid to cover only the chest proper.

It will be noticed that the upper edges of sides of the chest G are beveled, as shown at *x*, from the inner edge downward and outward.

By this means, if any water should pass through between the lid H and either strip D, it will be conducted to the outside of the chest, and cannot get inside thereof. In like manner, the upper edges of the end pieces of the chest are also beveled, so as to carry off any water leaking through between the lids, when three lids are used, as above described.

The chest G is removable from the table, so as to be easily cleaned out when required.

The lid is to be held up by a rod, *h*, or other suitable means.

I am fully aware that it is not new to arrange a flour or meal chest with a table, and I do not claim such, broadly, as my invention.

What I claim as new, and desire to secure by Letters Patent, is—

1. In combination with the table-frame A, legs B B, cross-bars C C, and strips D D, the removable chest G, having its side pieces extended, as shown at *b b*, at each end to support the chest on the cross-bars C C and form receptacles for spice-boxes F, all substantially as herein set forth.

2. In combination with a table having stationary top side pieces D D and a hinged center piece, H, the removable chest G, having its upper edges beveled, as shown at *x*, as and for the purposes set forth.

In testimony that I claim the above I have hereunto subscribed my name in the presence of two witnesses.

CONSTANTIN RAIBLE.

Witnesses:

SETH P. HAWKINS,  
T. B. GARRETSON.