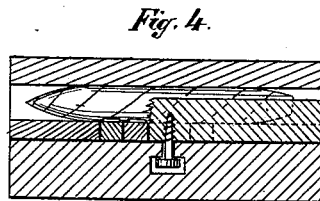
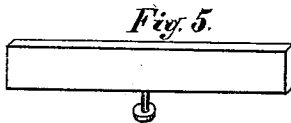
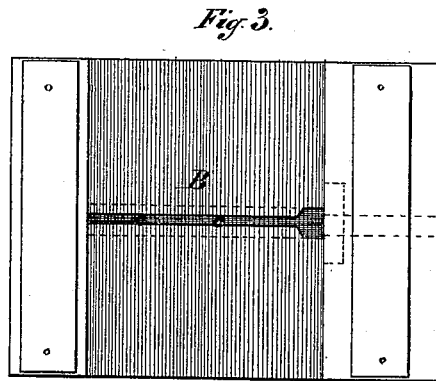
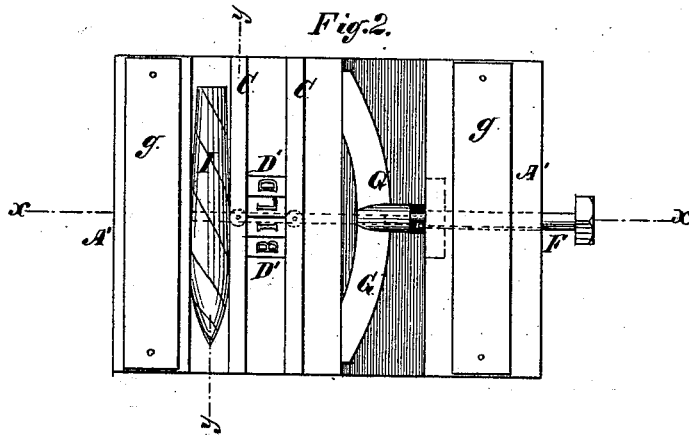
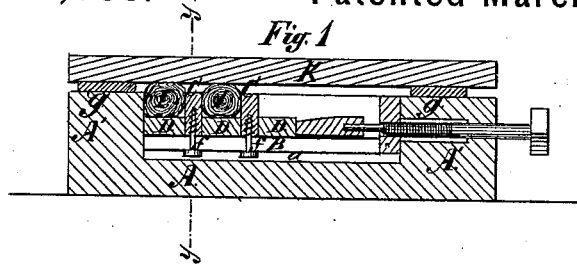


G. G. BILD.
Presses for Marking Cigars.

No. 201,088.

Patented March 12, 1878.



Witnesses:
Henry Cichling
H. Wells Jr.

Inventor:
Gustav G. Bild
per James A. Whitney

Atty.

UNITED STATES PATENT OFFICE.

GUSTAV G. BILD, OF NEW YORK, N. Y.

IMPROVEMENT IN PRESSES FOR MARKING CIGARS.

Specification forming part of Letters Patent No. 201,088, dated March 12, 1878; application filed June 29, 1877.

To all whom it may concern:

Be it known that I, GUSTAV G. BILD, of the city, county, and State of New York, have invented a certain Improvement in Presses for Marking Cigars, of which the following is a specification:

This invention is designed for imprinting directly upon cigars the name of the manufacturer or any ornamental or other design; and its object is to provide a press for this purpose which will permit a number of cigars to be simultaneously stamped or impressed without forming acute angles or corners upon the cigars, and with which the device impressed upon the cigars may be changed or varied.

The invention comprises, first, a novel combination of cigar-receivers provided between adjustable holding plates, blocks, or bearers, provided with suitable types, an adjusting-screw for holding the movable plates in position and confining the cigars between the same and in suitable relation with the types, and a type-plate or follower for compressing the cigars upon the type, the whole so arranged that the impression of the types in the several cigar-receivers will be simultaneously given to the cigars contained in the latter.

The invention further comprises a novel combination, with the parts just hereinbefore enumerated, of elastic bearing provided between the type-plate or follower and the framework which carries the cigar-receivers, the types, &c., whereby the compression of the cigars is prevented from being so sudden, or carried to such an extreme, as to form sharp corners thereon, which would tend to injure their salability and value.

The invention further comprises a novel combination of parts whereby the adjustable plates are permitted to move only in the certain definite direction required in adjusting them for the working of the apparatus.

Figure 1 is a central vertical longitudinal section representing my said invention. Fig. 2 is plan view of the same. Fig. 3 is a plan view of the same with the adjustable plates, the types, &c., removed. Fig. 4 is a vertical sectional view taken in a plane at right angles to Fig. 1. Fig. 5 is a detached view of

one of the adjustable plates; and Fig. 6 is a detached view, showing the type.

A is the base or frame of the apparatus, the ends A' of which are raised above the central portion. A false bottom, B, is provided within the central part of this frame A, with a space, *a*, between. This false bottom B has in it a longitudinal slot, *c*.

C are adjustable plates placed vertically on edge, each plate having screwed at the middle of its under side a broad-headed screw, *f*, the screw extending upward through the slot *c* of the false bottom B, the broad head of each screw being on the under side of the said false bottom and lapping past the edges of the slot *c*. By this means, when the plates C are moved sidewise, as hereinafter more fully explained, the screw *f*, working lengthwise of the slot *c*, guides the plates C in a determinate direction, and prevents any longitudinal movement of the said plates. Between the plates C are placed the type-bearers D. These type-bearers may be either single pieces of wood having a suitable word formed thereon in raised letters, or, in lieu of this, an elevated design for impressing the required figure or word upon the cigar. This construction is to be used when the same design is to be printed upon a very large number of cigars. In other cases the type-bearer is composed of a very large number of small blocks, laid side by side, as represented at D' in Fig. 2, each block having a single letter raised upon its surface, so that different combinations may be formed by simply changing the type.

The type-letters are to be made of ordinary type-metal, and they are cemented upon the blocks or type-bearers, which are of wood, by any suitable cement, the type-letters being, by this means, readily attached to or detached from the type block or bearer as occasion may demand.

Working through one of the ends A' is a screw, F, the inner end of which bears against a cross-bar, G, which bears against the contiguous side of the adjacent plate C, and being tightened to move the plates toward each other, compresses the type bearers or blocks, with their attached type-letters, between the said plates, C, the spaces between the plates

C and above the type blocks or bearers forming receivers for the cigars I to be stamped or impressed, the cigars being laid lengthwise in these receivers, with their upper sides projecting somewhat above the level of the upper edges of the ends A' of the frame A and of the movable plates C. Upon each of the ends A' is placed a strip of india-rubber or equivalent yielding or elastic material, as shown at *g*, and upon these rest the ends of a follower, K, the follower lying above and upon the cigars placed upon the type-letters of the type blocks or bearers, and between the movable plates C, as herein just set forth—in other words, in the cigar-receivers hitherto herein described. The parts being arranged in this position, the device is placed under any suitable press, and the follower K is pressed downward, thereby pressing the cigars upon the type-letters and indenting the said type-letters into the cigar, so that when the cigars are removed they will be with letters, words, or designs corresponding to those of the type-letters or other raised design upon the type blocks or bearers. The elastic bearing *g* provided underneath the follower K graduates the press-

ure of the latter in such manner that the cigars are gradually pressed, and the forming of sharp corners thereon is avoided.

What I claim as my invention is—

1. The combination of the movable plates C, the type blocks or bearers D, the screw F, bar G, and follower K, the whole constructed and arranged to compress the cigars within the receiver provided above the type blocks or bearers and between the movable plates, substantially as and for the purpose herein set forth.

2. The elastic cushion *g*, in combination with the type blocks or bearers D, the movable plates C, the screw F, and the follower K, all substantially as and for the purpose herein set forth.

3. The combination of the broad-headed screw *f* with the movable plates C, the false bottom B, provided with the slot *c*, and the type blocks or bearers D, all substantially as and for the purpose herein set forth.

GUSTAV G. BILD.

Witnesses:

WILLIAM HUBNER,
JOHN O'CONNOR.