

J. McCARTHY.  
Coffin Fasteners.

No. 201,188.

Patented March 12, 1878.

Fig. 1.

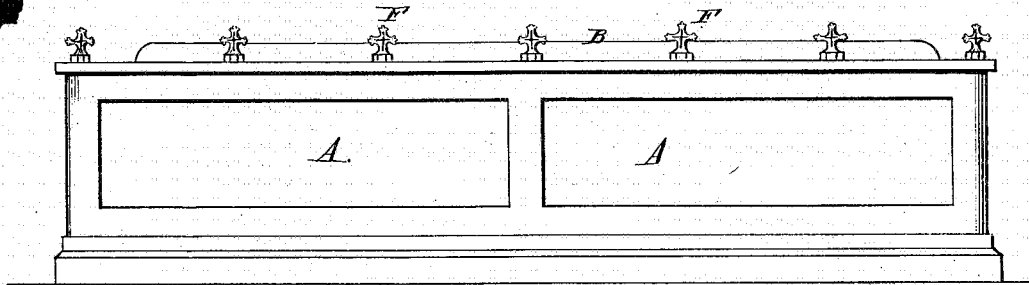


Fig. 2.

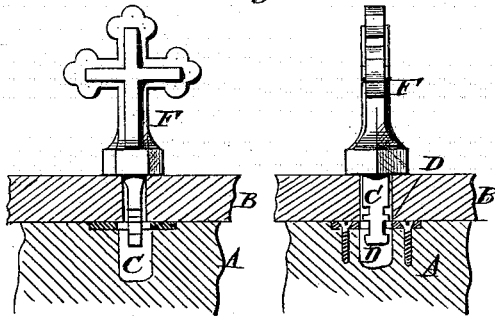


Fig. 3.

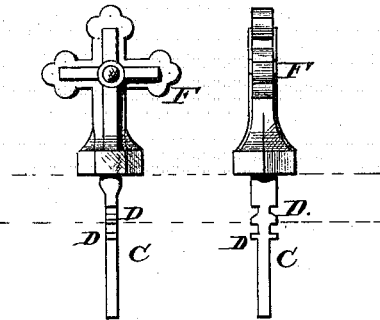


Fig. 4.

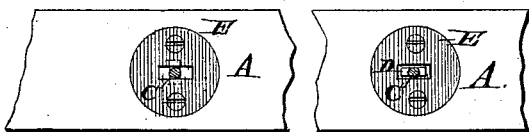
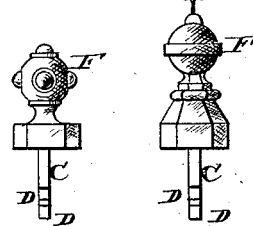


Fig. 5.



Attest:  
C. S. Perrine  
Chas. L. Coombs.

John M<sup>c</sup>Carthy.  
Inventor.

By James L. Norris.  
Attorney.

# UNITED STATES PATENT OFFICE.

JOHN McCARTHY, OF SYRACUSE, NEW YORK.

## IMPROVEMENT IN COFFIN-FASTENERS.

Specification forming part of Letters Patent No. **201,188**, dated March 12, 1878; application filed June 26, 1877.

*To all whom it may concern:*

Be it known that I, JOHN McCARTHY, of Syracuse, in the county of Onondaga and State of New York, have invented certain new and useful Improvements in Coffin-Screws, of which the following is a specification:

This invention relates to an improved device for securing the lids to coffins or burial cases or caskets.

The lids of coffins or burial-caskets are usually secured by means of screws; but this method of fastening is found objectionable on account of the amount of time required and difficulty in securing the lid.

Attempts have been made to obviate this objection by means of a screw cut away on opposite sides, and made to fit a peculiarly-threaded cavity in the side of the coffin. This plan, however, has proved objectionable on account of the expense of making and threading the cavity for the peculiar screw.

My invention is designed to obviate these objections; and to this end it consists in a shank rectangular in section, provided at opposite sides, at suitable points, with two or more projections, in combination with a disk or plate having a rectangular opening in it, the plate being adapted to be secured to the edge of the coffin or casket, and the shank to be inserted through the lid and fastened in the plate, as more fully hereinafter set forth.

In the drawing, Figure 1 represents an elevation of a coffin with my invention applied thereto; and Fig. 2, detached sectional views of the same; Fig. 3, detached views of the shanks for fastening the cover on the coffin; Fig. 4, detached views of the edge of the coffin, showing the metallic plates for engaging the shanks; and Fig. 5, views of modifications of the shank.

The letter A represents the sides of a coffin, and B the lid of the same, both constructed of any desirable pattern or design. The letter C represents a straight shank, rectangular in section, and provided with a suitable head, F, preferably in the shape of a cross, as repre-

sented; but an ordinary screw-head, or a head of any other design or shape, may be employed. At suitable points, usually near the extremity of the shank, on opposite sides, are formed the projections D D, which may be two or more in number, as may be required.

The letter E represents a metallic plate, provided with a rectangular opening through it, corresponding in size and form to the section of the shank, and adapted to be attached to the edge of the coffin or casket by any suitable means—as, for instance, by means of screws, as represented in the present case.

In some instances it may be found desirable to extend the end of the shank below the projections thereon, in which case a cavity for the same will have to be formed below the plate in the edge of the coffin or casket.

The plates, in suitable number, being secured to the edge of the coffin or casket, in suitable recesses, as shown in Fig. 1, to secure the lid it is simply necessary to insert the shanks through their respective holes therein, after which each shank can be fastened by a simple turn, which causes the projections to engage the edges of the plates, thus securely fastening the cover, with little trouble and loss of time.

What I claim, and desire to secure by Letters Patent, is—

The metallic plates secured in recesses flush with the upper edge of a coffin-body, and having central rectangular apertures, in combination with the rectangular pins passing through the coffin-lid, and having their edges constructed to engage the metallic plates beneath the central apertures, substantially as shown and described.

In testimony that I claim the foregoing I have hereunto set my hand in the presence of the subscribing witnesses.

JOHN McCARTHY.

Witnesses:

S. J. BILLINGTON,  
H. C. LANDGRAFF.