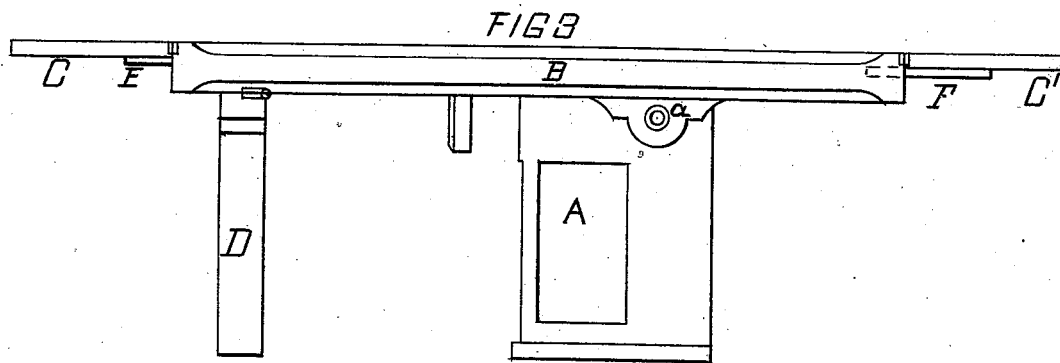
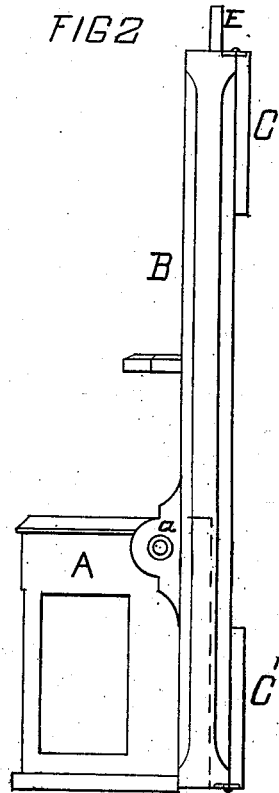
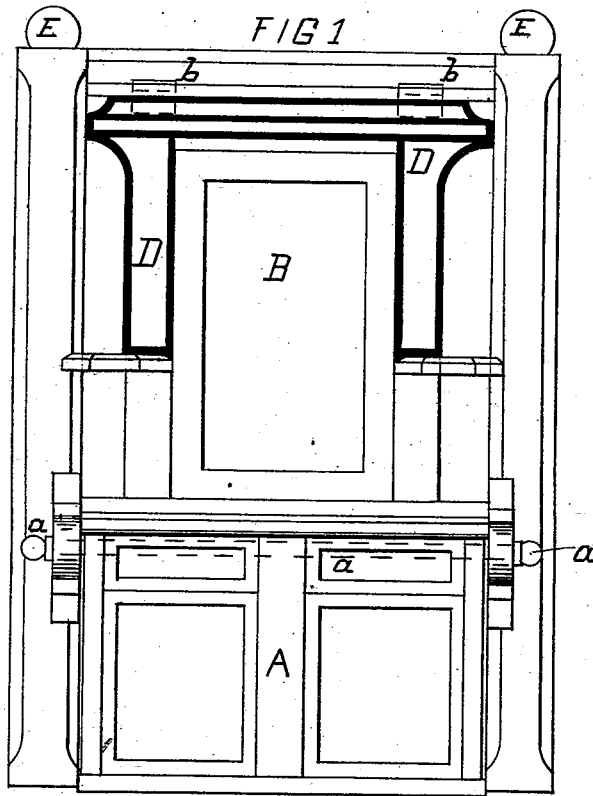


J. R. SHIRLEY.  
 Combined Sideboard and Dining Table.  
 No. 201,292.                      Patented March 12, 1878.



WITNESSES:

*R. H. Walter*  
*Robt Carr*

*John R. Shirley* INVENTOR  
 By *Francis D. Factorius*  
 ATTORNEY

# UNITED STATES PATENT OFFICE.

JOHN R. SHIRLEY, OF PHILADELPHIA, PENNSYLVANIA, ASSIGNOR OF ONE-HALF HIS RIGHT TO JOHN A. HINCKLE, OF SAME PLACE.

## IMPROVEMENT IN COMBINED SIDEBOARD AND DINING-TABLE.

Specification forming part of Letters Patent No. **201,292**, dated March 12, 1878; application filed July 16, 1877.

### *To all whom it may concern:*

Be it known that I, JOHN R. SHIRLEY, of the city and county of Philadelphia, and State of Pennsylvania, have invented a new and useful Combined Sideboard and Dining-Table, which is fully set forth in the following specification and accompanying drawings, in which—

Figure 1 is a front elevation. Fig. 2 is a side elevation; and Fig. 3, also a side elevation, showing the vertical part of the sideboard turned to a horizontal position to serve the purpose of a dining-room table.

The object of the invention is to furnish a sideboard which can be used for dining purposes; and to that end the back or upright portion is hinged to the base, so as to be capable of being turned to a horizontal position.

A is the base or cupboard, furnished with suitable drawers and receptacles. B is the back or vertical part, which is hinged to the base by the rod *a*.

When the sideboard is required for a dining-room table, the part B is turned on its hinge or rod *a* until it assumes a horizontal position and rests upon the top of the base A. Flap-leaves C C' are hinged to the ends of the vertical part B, that it may be extended for occasional use. When horizontal, the vertical part is supported by the ornamental part D,

(shown by heavy lines, Fig. 1,) which is so hinged at *b* as to drop open when the top assumes the position shown in Fig. 3. The leaf C is supported by the finials E, and the leaf C' is supported by the runner F.

When the table is not in use, the leaves fold down, as shown in Fig. 2.

The sideboard, as illustrated, is arranged with a looking-glass and side brackets, to make it as elaborate as possible; but I wish it distinctly understood that I do not confine myself to any particular design, construction, or external configuration, knowing that a skilled cabinet-maker can alter and change it to suit his own views and still carry out the end and design of the invention.

I claim as my invention—

A combined sideboard and dining-table, consisting of the base or cupboard part A and the back portion B, hinged or pivoted together at *a*, the part B having the folding leaves C C', with suitable supports therefor when placed horizontally, substantially as shown and described.

In testimony whereof I hereunto sign my name in presence of two subscribing witnesses.

JOHN R. SHIRLEY.

Witnesses:

FRANCIS D. PASTORIUS,  
GEO. C. SHELMEKDINE.