

A. DAHLER & F. W. HOFFMANN.
Toy-Revolver.

No. 201,392.

Patented March 19, 1878.

Fig. 1

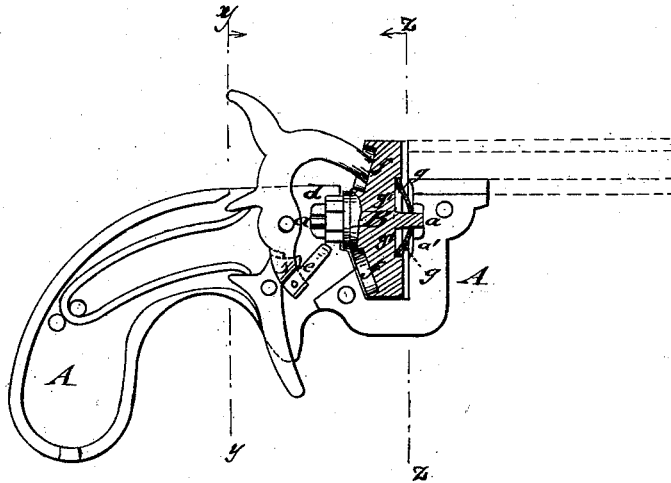


Fig. 2

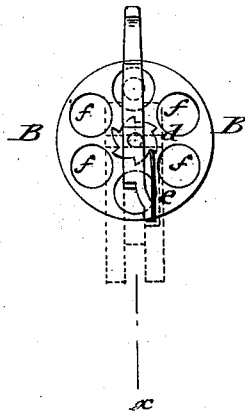
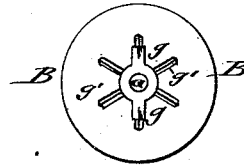


Fig. 3



WITNESSES:

C. Neveux
C. Sedgwick

INVENTOR:

A. Dahler
F. W. Hoffmann

BY

Merritt

ATTORNEYS.

UNITED STATES PATENT OFFICE

AUGUST DAHLER AND FRIEDRICH W. HOFFMANN, OF NEW YORK, N. Y.,
ASSIGNORS TO ANTON WEIDMANN, OF SAME PLACE.

IMPROVEMENT IN TOY REVOLVERS.

Specification forming part of Letters Patent No. **201,392**, dated March 19, 1878; application filed
January 24, 1878.

To all whom it may concern:

Be it known that we, AUGUST DAHLER and FRIEDRICH W. HOFFMANN, of the city, county, and State of New York, have invented a new and Improved Toy Revolver, of which the following is a specification:

In the accompanying drawing, Figure 1 represents a vertical longitudinal section of our improved toy revolver on line *x x*, Fig. 2; and Figs. 2 and 3 are vertical transverse sections of the same, respectively, on lines *y y* and *z z*.

Similar letters of reference indicate corresponding parts.

The invention will first be described in connection with the drawing, and then pointed out in claims.

Referring to the drawing, A represents the stock or handle portion of our toy revolver, and B the drum or cylinder, that is set into a lateral recess of the stock, and supported by means of axial center pivots *a* in suitable bearings *a'* of the frame of the stock. The cylinder turns close to the solid barrel, that is secured to the frame of the stock back of the cylinder-recess.

The cylinder is cast solid, of suitable metal, with a ratchet-wheel, *d*, at the rear pivot, which ratchet has as many teeth as the cylinder recesses for the explosive paper caps. The teeth of this ratchet *d* are engaged by a spring-pawl, *e*, that is attached sidewise to the lower end of the hammer below the fulcrum of the same, so as to turn the cylinder by the cocking of the hammer for the required distance.

The cylinder B is made of flat conical shape at the rear part, and the recesses or sockets *f*

arranged in the rear part, the bottom of the recesses being made parallel, or nearly so, to the inclined surface of the cylinder.

The arrangement of the recesses at the conical rear part facilitates the casting of the drum, and admits the easy putting in and retaining of the paper caps in the recesses of the cylinder.

The face end of the hammer is made to correspond to the inclination of the bottom of the recesses, so that it strikes with its full end surface on the cap, and secures the explosion of the same.

The raising of the hammer turns the cylinder, and secures, by the steadying-spring, the aligning of the recesses with the hammer, so as to produce the reliable discharge of each cap on pulling the trigger, furnishing thus a toy revolver for paper caps of cheap and simple yet effective construction.

Having thus described our invention, we claim as new and desire to secure by Letters Patent—

1. A toy pistol whose hammer has a curved extension, *b*, to which is pivoted a spring-pawl, *e*, to press against the ratchet *d* on the cylinder B, as shown and described.

2. In a toy revolver, a cylinder or drum having rear part of flat conical shape, and recesses for the paper caps, the bottoms of the recesses being parallel to the inclined surface of cylinder, substantially as and for the purpose set forth.

AUGUST DAHLER.
FRIEDRICH W. HOFFMANN.

Witnesses:
PAUL GOEPEL,
C. SEDGWICK.