

M. A. STEVENS.
Camp Bed.

No. 201,463.

Patented March 19, 1878.

Fig. 1.

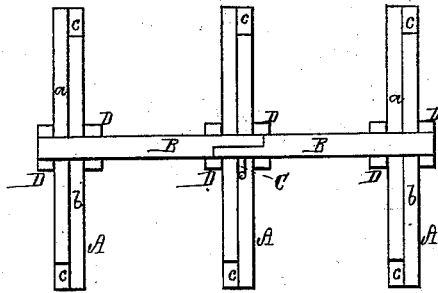


Fig. 2.

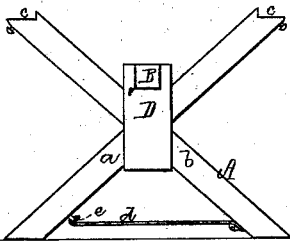


Fig. 3.

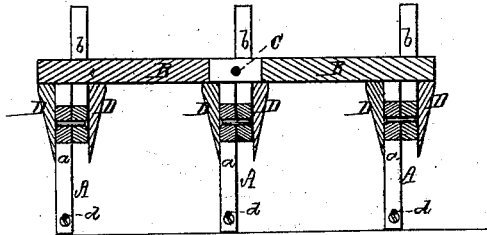


Fig. 4.

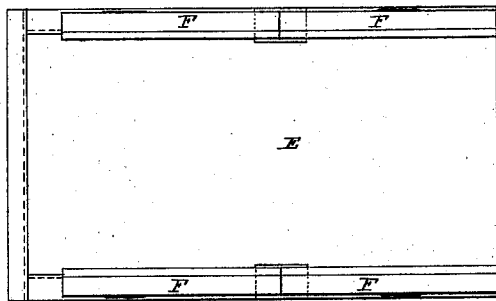


Fig. 5.

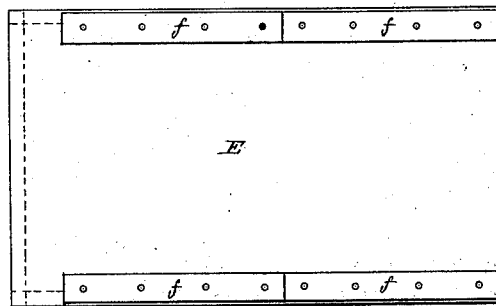



Fig. 6.



Witnesses.

S. M. Osipin
L. W. Miller

Inventor
Moody A. Stevens.

by his attorney
R. H. Eddy

UNITED STATES PATENT OFFICE.

MOODY A. STEVENS, OF COHASSET, MASSACHUSETTS.

IMPROVEMENT IN CAMP-BEDS.

Specification forming part of Letters Patent No. **201,463**, dated March 19, 1878; application filed December 26, 1877.

To all whom it may concern:

Be it known that I, MOODY A. STEVENS, of Cohasset, of the county of Norfolk and State of Massachusetts, have invented a new and useful Improvement in Camp Beds or Bedsteads; and do hereby declare the same to be described in the following specification and represented in the accompanying drawings, of which—

Figure 1 is a top view, Fig. 2 an end elevation, and Fig. 3 a longitudinal section, of the frame for supporting the sacking. Fig. 4 is a top view, Fig. 5 a bottom view, and Fig. 6 an edge view, of the sacking and its side bars.

The said bedstead is designed to be readily taken apart and packed in small compass for transportation, and to be as readily set up as occasion may require, it being specially designed for use in a tent or in an encampment.

My invention relates to the construction of the sacking and its supporting-frame; and consists, first, in the combination of folding crosses with support-bars provided with cheek-pieces and means of connection, all being arranged and applied substantially as set forth; second, in the combination of the folding sacking and its side bars with the notched folding crosses and the support-bars, provided with cheek pieces and means of connection, all being essentially as specified.

In the drawings, A A A are three folding or foldable crosses, each of which is composed of two bars, *a b*, arranged side to side, and crossing one another at their middles, and there being pivoted together, the same being so that they may be folded together or be turned out into positions as represented. Each bar, at its upper end, is notched, as shown at *c*, and to the lower part of one bar of each cross there is hinged or pivoted a rod, *d*, provided with a hook, to take into a staple or eye, *e*, fixed in the other bar, such being to keep the bars in their angular position when set up.

The three crosses A A A, arranged at equal distances apart, as shown, are held in place by two bars, B B, one of which is spliced on

the other, and connected to it by a screw, C, that goes through one and screws into the other of such bars. From these bars cheek-pieces D D D D D D extend downward, as shown, there being a pair of them to each of the crosses, and arranged therewith as shown.

The sacking E consists of a sheet of cloth or canvas fixed upon four bars, F, of equal length, arranged with it as represented. To aid in securing the sacking to such bars, I prefer to employ four plates, *f*, of metal, laid on the sacking where it is over the bars, and fastened to the latter by nails driven through such plates into the bars, or by screws or rivets, as may be deemed best. This sacking, by being reduced in compass, will fold transversely at its middle, and can be coiled up in the form of a roll.

When the sacking is placed over the frame, so that the bars of the sacking may rest in the notches of the crosses, and the sacking is fastened down to the crosses by suitable means—such, for instance, as strings or straps going through loops, studs, or eyes projecting from the sacking-bars and the crosses—the bedstead will be complete and ready for use, and may be used either with or without a mattress, it being, however, intended to have the sacking depend loosely from its supports, so as to serve somewhat like a hammock, to give support to a sleeper.

I claim as my invention as follows:

1. The combination of the folding crosses A and the support-bars B, provided with the cheek-pieces D and the screw C, all being arranged and applied substantially as set forth.

2. The combination of the folding sacking E and its four side bars F with the notched folding crosses A and the support-bars B, provided with the cheek-pieces D and the connection-screw C, all being arranged and applied substantially as set forth.

MOODY A. STEVENS.

Witnesses:

R. H. EDDY,
JOHN R. SNOW.