

W. H. TAYLOR.
 Striker for Spring Locks and Latches.

No. 201,572.

Patented March 19, 1878.

Fig 1.

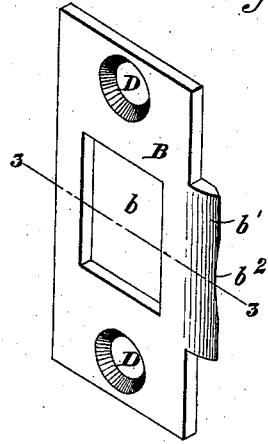


Fig 2.

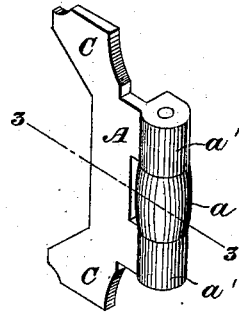
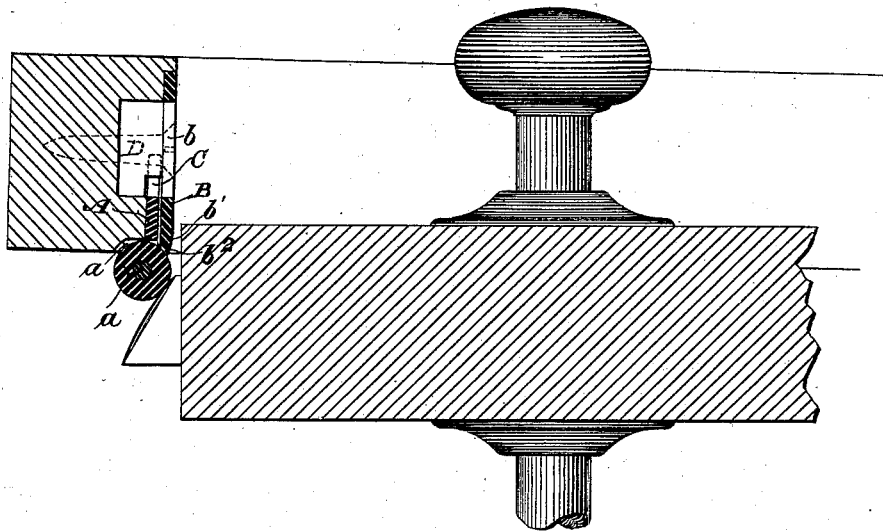


Fig 3.



WITNESSES

Mrs A Skinkle
Geo. W. Breckner

INVENTOR

Warren, H. Taylor,
 By his Attorneys
Baldwin, Hopkins, & Peyton

UNITED STATES PATENT OFFICE.

WARREN H. TAYLOR, OF STAMFORD, CONNECTICUT, ASSIGNOR TO THE
YALE LOCK MANUFACTURING COMPANY, OF SAME PLACE,

IMPROVEMENT IN STRIKERS FOR SPRING LOCKS AND LATCHES.

Specification forming part of Letters Patent No. **201,572**, dated March 19, 1878; application filed
March 8, 1878.

To all whom it may concern:

Be it known that I, WARREN H. TAYLOR, of Stamford, in the county of Fairfield and State of Connecticut, have invented an Improvement in Strikers for Spring Locks and Latches, of which the following is a specification:

My invention relates particularly to that class of strikers used in connection with mortise-locks, in which the striker-plate or keeper is let into the jamb of the door, and the flange or nose thereof extends outward to the edge of the jamb, to be struck by the beveled spring bolt or latch.

The difficulty with this class of strikers heretofore has been that, while the impact of the beveled edge of the bolt or latch upon the striker tended to retract the bolt or latch, it also tended to force it back on a line at right angles to its line of retraction against its bearing in the lock-case, thus causing the bolt to bind, and rendering the door difficult to latch. Where a roller has been used, it has been mounted directly upon the ordinary striker-plate, and has been therefore incapable of adjustment to suit varying positions of the bolt or latch in doors of different thicknesses.

My invention is designed to overcome these objections; and consists in providing and combining with the ordinary striker-plate a separate plate, carrying a striker-roller, which can be readily adjusted in connection with the striker-plate or keeper.

In the accompanying drawings, Figure 1 is a perspective view of the ordinary striker or keeper plate detached; Fig. 2, a similar view of the adjustable plate, carrying the striker-roller; and Fig. 3 is a sectional view through the door, striker, and jamb, showing its mode of application and operation.

An adjustable plate, A, adapted to be applied to the jamb of a door, back of the ordinary striker or keeper plate B, is formed substantially as shown, so as not to obstruct the recess *b* in the keeper-plate B for the reception of the bolt or latch, and has upon its outer edge a striker-roller, *a*, which turns upon a pin mounted in suitable lugs *a' a'*.

The striker or keeper plate B is of the usual form, the nose or flange *b*¹ being made sufficiently long to accommodate itself to the thickest ordinary doors; and in practice it

may be readily cut off by the workman applying it, to adapt it to doors of varying thicknesses.

In the present instance the adjustable plate A is shown as let into the jamb of the door, so that its arms or ends C C rest upon the screws D D, which secure the plate B in position; but it is obvious that it may be so let into the jamb as to bring the roller *a* into any desired position relative to the edge of the jamb.

The nose or flange *b*¹ of the plate B may be slightly beveled or cut away, as shown at *b*², to avoid any possibility of its interfering with the free rotation of the striker-roller *a*. This plate B is let into the jamb over the adjustable plate A, and, being screwed down upon plate A, holds it securely in place.

In closing the door the beveled edge of the bolt or latch strikes against the roller, which rolls upon its face, and thus greatly facilitates the latching of the door.

Instead of the plate A being secured in place, as above described, it may obviously be connected with the keeper-plate B by means of grooves and ways, or slotted screw-holes, or in any other well-known way, so as to be readily adjustable to accommodate doors of any thickness.

It will thus be seen that by my invention I secure a striker that can be easily adjusted, so as to be used upon almost any jamb in connection with a mortise-lock in a door of almost any thickness, instead of having to use, as heretofore, a particular size of striker for each thickness of door.

Having thus described my invention, what I claim as new, and desire to secure by Letters Patent, is—

1. As a new article of manufacture, an adjustable plate provided with a striker-roller, adapted to be applied to the jamb of a door, in connection with an ordinary striker plate or keeper, substantially as described.

2. The combination of an adjustable plate provided with a striker-roller and a keeper-plate, substantially as described.

In testimony whereof I have hereunto subscribed my name.

WARREN H. TAYLOR.

Witnesses:

SCHUYLER MERRITT,
E. D. OGDEN, Jr.