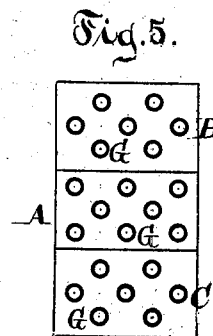
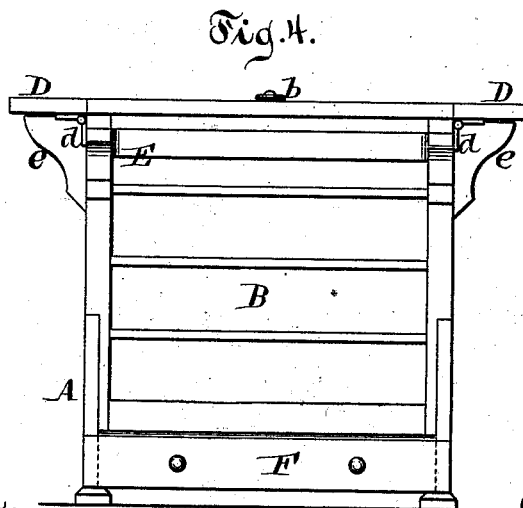
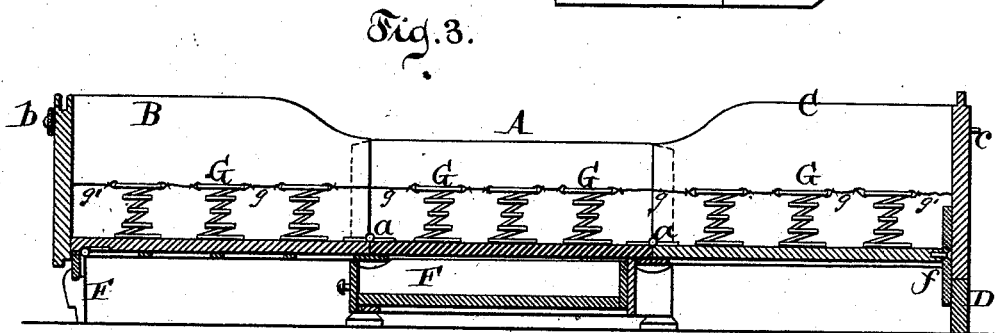
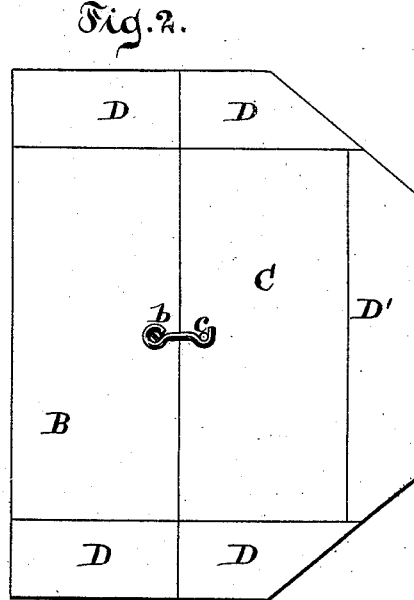
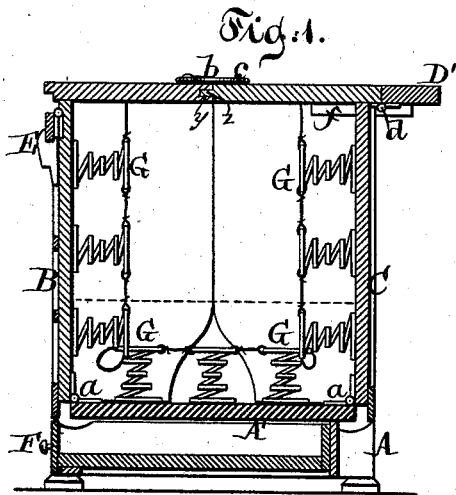


E. KISS.
Table Bedstead.

No. 201,795.

Patented March 26, 1878.



Witnesses.
Chas. Wahlers.
Hugo Brueggemann

Inventor.
Emerick Kiss
by
Van Santvoord & Hauff
his Attys

UNITED STATES PATENT OFFICE.

REISSUED

EMERICK KISS, OF NEW YORK, N. Y.

IMPROVEMENT IN TABLE-BEDSTEADS.

Specification forming part of Letters Patent No. **201,795**, dated March 26, 1878; application filed January 19, 1878.

To all whom it may concern:

Be it known that I, EMERICK KISS, of the city, county, and State of New York, have invented a new and Improved Bureau, Bedstead, and Table Combined, which invention is fully set forth in the following specification, reference being had to the accompanying drawing, in which—

Figure 1 represents a vertical section of an article embracing my invention, the parts being in position to form a bureau or table. Fig. 2 is a plan or top view thereof. Fig. 3 is a vertical section of the same when unfolded to form a bedstead. Fig. 4 is a front view thereof when the parts are in a position corresponding to Figs. 1 or 2. Fig. 5 illustrates the arrangement of the springs.

Similar letters indicate corresponding parts.

My invention relates to an article of furniture which is convertible into a bureau, table, or a bedstead; and it consists in the combination of a base-frame, having a drawer arranged beneath it, and two hinged sections, adapted to fold up and be secured together, said frame and sections being provided with springs to support a mattress when the parts are arranged to form a bed, the springs of each section being so arranged as not to interfere with those of the base, and supported when in use by bands connecting them to those of the base, and also to the stationary parts of the sections.

In the drawing, the letter A designates a base-frame. B C are two sections, and D D' are leaves arranged according to my invention. The sections B C have the form of boxes, open on two adjoining sides, and they are connected at the edge of one of their openings to two opposite edges of a platform, A', forming part of the base-frame A, by means of hinge-joints *a*. To one of the sections B or C is connected a hook, *b*, while the other section is provided with a pin or staple, *c*, which is intended to receive said hook when the sections are folded together, so as to hold the latter in position. This hook and staple may be located on the top or on either or both sides of the sections B C, as may be found most expedient.

The leaves D D' are connected to the upper edges of the sections B C by means of hinge-joints *d*, and they are arranged on three sides

of the section C, but on only two sides of the section B, thus leaving one edge or side of the latter section free. The leaves D are supported, when extended, by means of hinged braces *e*, while the leaf D' is supported by a pivoted bar, *f*. This leaf D' has two functions—namely, to form a table or a portion thereof, as shown in Figs. 1 and 2, and to form one of the feet of the bedstead formed by my invention, as seen in Fig. 3—the other foot of the bedstead (marked E) being hinged to the section B.

In order to form a bureau, the sections B C are folded together, as seen in Fig. 1, the interior of the sections forming convenient receptacles for articles of bedding, while for the purpose of forming a table it is only necessary to raise the leaves D D' and adjust the braces *e f* to the required position. When it is desired to form a bedstead, the sections B C are spread apart or unfolded, and allowed to rest on the floor, as seen in Fig. 3, a bedstead being thus formed partly by the sections and partly by the base-frame A.

I provide the sections B C with a groove, *y*, and tenon *z* at the edges where they are joined together, and in the base-frame A, I arrange a drawer, F.

If desired, one of the sections B C may be made larger or wider than the other, in order to form an enlarged or head part for the bedstead; and the top of one section, moreover, may be so constructed as to overlap or cover the top of the other section.

To the platform of the base-frame A, and to that side of the sections B C which forms a continuation of said platform when the sections are unfolded, I secure a series of coiled springs, G, which, when the sections are unfolded, serve to form a mattress. I so arrange these springs G that when the sections B C are folded each of the lower row of their springs is received between two springs of the base-frame A, or, in other words, so that the springs alternate, and hence the springs do not interfere with the folding up of the sections. I connect the several springs G together by cords or metal bands *g*, and the end springs of each row are connected to the stationary parts of the sections by bands or cords *g'*.

This arrangement of springs is applicable to wardrobe-bedsteads, where only one hinged section is used in combination with the base-frame, and also to bureau-bedsteads composed of more than three sections.

What I claim as new, and desire to secure by Letters Patent, is—

The combined bureau, bedstead, and table, consisting of the base-frame A, having the drawer F arranged beneath it, and sliding on cleats attached thereto, and the hinged sections provided with the springs G, connected

with each other by bands or cords *g*, and the end springs of each row connected to the walls of the sections by bands *g'*, the leaves D and D', and brackets *e*, all constructed and arranged substantially as described.

In testimony that I claim the foregoing I have hereunto set my hand and seal this 17th day of January, 1878.

EMERICK KISS. [L. S.]

Witnesses:

W. HAUFF,
CHAS. WAHLERS.