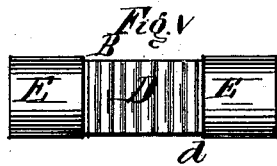

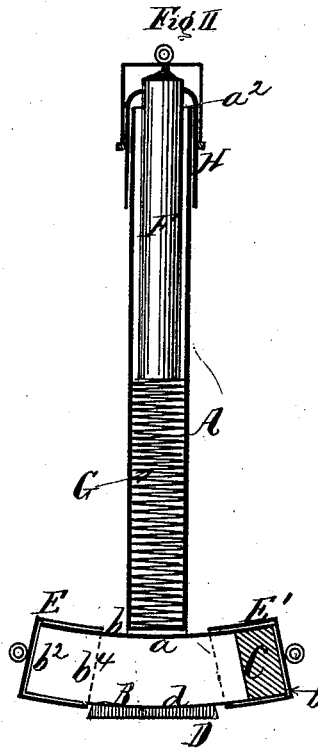
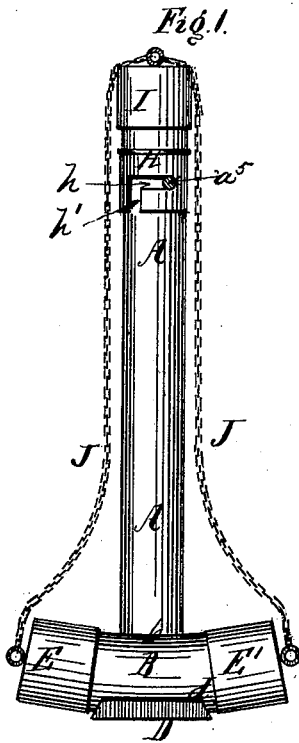


S. FULD.  
 Combined Candle Holder, Match Safe, and Nail File.

No. 201,919.

Patented April 2, 1878.



Witnesses:  
 J. Barrett,  
 Richard Lerner

Inventor:  
 Samuel Fuld,  
 Per. Harry Gerner  
 Atty.

# UNITED STATES PATENT OFFICE.

SAMUEL FULD, OF NEW YORK, N. Y.

## IMPROVEMENT IN COMBINED CANDLE-HOLDER, MATCH-SAFE, AND NAIL-FILE.

Specification forming part of Letters Patent No. **201,919**, dated April 2, 1878; application filed March 4, 1878.

### *To all whom it may concern:*

Be it known that I, SAMUEL FULD, of the city of New York, in the county of New York and State of New York, have invented new and useful Improvements in Combined Candle-Holder, Match-Safe, and Corn and Nail File, of which the following is a full and exact description.

The object of my invention is to combine a candle-holder, a match-safe, and a corn or nail file in an implement readily carried about, and which can be cheaply manufactured.

My invention consists of a vertical tube, closed at the lower end and left open at the top. To the lower end of this vertical tube is fastened another horizontal tube, placed at right angles to the same, and about half the length of said vertical tube, more or less. One end of this horizontal tube is closed with a circular file, for the purpose of scraping or filing corns or nails. The other end of the horizontal tube is left open, for the reception of matches, and is provided with a removable cap. Another removable cap covers the file.

To the bottom or under side of the horizontal tube is formed a match-lighter, which is so constructed as to serve as a stand or rest, to enable the implement, when used as a candle-holder, to stand upright.

Into the vertical tube is placed a candle, which is habitually forced upward by a spring placed within the tube.

Around the upper end of the vertical tube is placed a sleeve, which is provided with a hole at the upper end somewhat smaller than the candle. This sleeve is held to the tube by a pin fastened to the same, entering a longitudinal slot in the sleeve, and connected with a vertical slot, which enables the sleeve to be easily removed from the tube.

The vertical tube is provided with a cap, which is connected with the caps of the horizontal tube by means of chains.

In order to more fully describe my invention, I refer to the accompanying drawings, of which Figure 1 is an elevation of my combined candle-holder, match-safe, and nail and corn file. Fig. 2 is a sectional view of the same. Fig. 3 is an end view of the horizontal tube with the cap removed. Fig. 4 is an end view

of the horizontal tube with the cap removed, showing the nail and corn file. Fig. 5 is a bottom view. Fig. 6 is a top view of the vertical tube with the cap removed.

A is a vertical tube, closed at  $a$ , and open at  $a^2$ . B is the horizontal tube, fastened to tube A at  $b$ , and closed at end  $b^1$  with the circular file C. D is the match-lighter, fastened to the under side of tube B at  $d$ . This lighter D also serves as a rest or foot-piece, to stand the tube in a position shown in Fig. 1.

E E' are caps covering the ends  $b^1$  and  $b^2$  of the tube B. The space  $b^4$  in the tube B serves as a receptacle for matches.

F is a candle placed in the tube A, and a spiral spring, G, within said tube habitually pushes the candle upward.

To prevent the candle from protruding through the tube A, I encircle the top of the tube A with a sleeve, H, which extends a short distance above the said tube, and is provided with an opening somewhat smaller than the candle. This sleeve is locked to the tube A by means of a pin,  $a^5$ , placed on said tube, and the slots  $h$   $h'$  cut in said sleeve.

When the candle F is placed within the tube A, and the sleeve H is fastened onto the tube, the candle is pressed downward, and only the wick is extended above the sleeve from the tube A.

I is a cap which covers the top of the sleeve H and the top of the candle, and is connected to the other caps, E E', by means of chains J J.

Having thus described my invention, I desire to claim—

A combined candle-holder, match-safe, and nail and corn file, consisting of tube A, with spring G, pin  $a^5$ , the sleeve H, with slots  $h$  and  $h'$ , the cap I, the horizontal tube B, with circular file C and match-lighter D, caps E and E', and chains J J, substantially as and for the purpose set forth.

This specification signed this 23d day of February, 1878.

SAMUEL FULD.

Witnesses:

CH. RIEGELMAN,  
F. BARRITT.