

W. H. ROUNDY  
Fence Post.

No. 201,951.

Patented April 2, 1878.

Fig. 1.

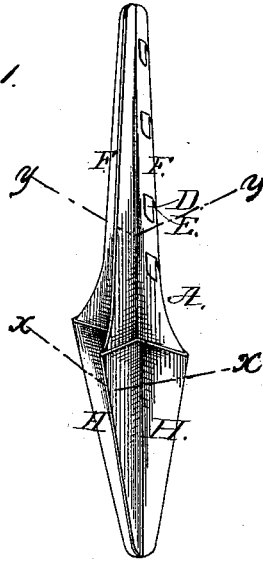


Fig. 4.

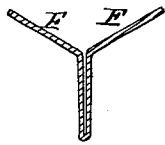


Fig. 2.

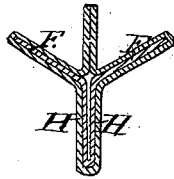
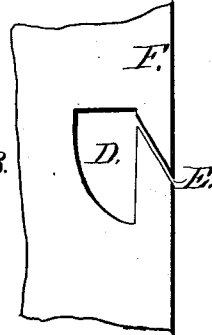


Fig. 3.



Witnesses  
J. Carter Fowler,  
Chas. Gill

Inventor  
Wm. H. Roundy  
By his Attor  
Cox & Cox

# UNITED STATES PATENT OFFICE.

WILLIAM H. ROUNDY, OF MARSHALLTOWN, IOWA.

## IMPROVEMENT IN FENCE-POSTS.

Specification forming part of Letters Patent No. **201,951**, dated April 2, 1878; application filed August 8, 1877.

*To all whom it may concern:*

Be it known that I, WILLIAM H. ROUNDY, of Marshalltown, in the county of Marshall and State of Iowa, have invented a new and useful Improvement in Fence-Posts, of which the following is a specification, reference being had to the accompanying drawings.

The invention relates to an improvement in posts for barbed-wire fences, as will be herein-after more fully set forth; the object being to furnish a suitable post having a fastener in which the wire can be introduced, after stretching, without bending it from a horizontal position.

Referring to the accompanying drawings, Figure 1 is a perspective view of a device embodying the elements of the invention. Fig. 2 is a transverse section on the line *x x*, Fig. 1. Fig. 3 is a detached enlarged view of the retainer D. Fig. 4 is a transverse section on the line *y y*, Fig. 1.

In the accompanying drawings, A represents a fence-post, the upper part of which is formed of three equidistant flanges, F, projecting from a common axial center, the lower part being constructed of four flanges, H, projecting from the same axial center as the flanges F. The flanges H enter the ground,

forming a support, which will prevent the post being twisted. In the edge of one of the flanges F is cut the retainer D, the apex of which is below, and its upper parts provided with the gate-slot E, which deflects downward and outward.

It is perfectly plain that when the posts A are set a wire fence may be formed by simply inserting the wire into the retainer D, passing it upward through the gate-slot E; and that when thus placed, whatever position the wire may assume in the retainer, it cannot be forced from it by any direct outward pressure. As a rule, the gravity of the wire will cause it to descend into the apex of the retainer.

What I claim as my invention, and desire to secure by Letters Patent, is—

The flange F, provided with the retainer D and gate-slot E, substantially as and for the purpose specified.

In testimony that I claim the foregoing improvement in barbed fence-wire fasteners, as above described, I have hereunto set my hand this 5th day of July, 1877.

WILLIAM H. ROUNDY.

Witnesses:

JOEL S. EDWARDS,  
JAMES L. CALDWELL.