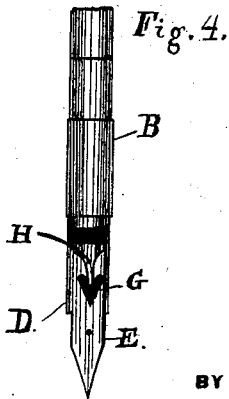
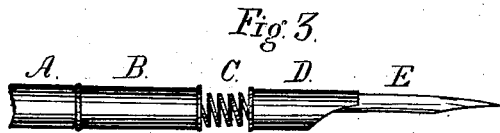
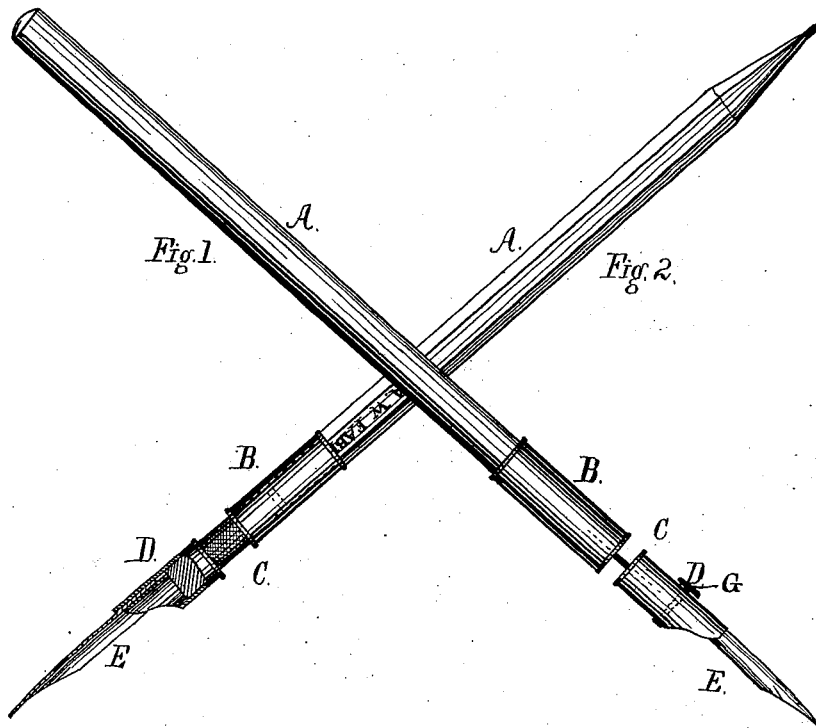


G. R. BICKERS.  
Pen Holder.

No. 201,985.

Patented April 2, 1878.



WITNESSES,  
*David J. Weems*  
*W. A. Betham*

INVENTOR,  
*Garnett R. Bickers*

BY  
*R. D. Williams*  
ATTORNEY.

# UNITED STATES PATENT OFFICE.

GARNETT R. BICKERS, OF FARMVILLE, VIRGINIA.

## IMPROVEMENT IN PEN-HOLDERS.

Specification forming part of Letters Patent No. **201,985**, dated April 2, 1878; application filed February 16, 1878.

*To all whom it may concern:*

Be it known that I, GARNETT R. BICKERS, of Farmville, in the county of Prince Edward and State of Virginia, have invented certain new and useful Improvements in Pen-Holders; and I hereby declare the same to be fully, clearly, and exactly described as follows, reference being had to the accompanying drawings, in which—

Figures 1, 2, and 3 represent side views of modified forms of holder, all, however, embodying my invention. Fig. 4 is a top view of the holder, illustrating the method of attaching the pen thereto.

The object of my present invention is to furnish a pen-holder adapted to obviate the objections to the use of steel pens, and enable the user to write much longer and with less fatigue than is possible with the pen-holders in ordinary use.

To this end I have devised a pen-holder adapted to give to the pen any desired degree of stiffness and elasticity independent of that of the nibs.

Nervous or elderly persons, as a rule, experience great difficulty in using the ordinary steel pen and holder, as any shaking on the part of the hand necessarily results in either spreading the nibs upon the paper, and thereby forming lines of inappropriate breadth or in causing the pen to catch in the paper, resulting in an undesirable spatter.

With pen-holders constructed as hereinafter described no difficulty is experienced, fatigue is lessened, and the appearance of the chirography is vastly improved.

In the accompanying drawings, A represents the pen-handle, which may be of any suitable form and material, a lead-pencil, as shown in Fig. 2, being a convenient article for the purpose, to which the holder proper, D, is attached by any suitable resilient medium C, in convenient or appropriate form. In Fig. 1 a flat steel spring is used; in Fig. 2, a section of rubber, and in Fig. 3 a spiral spring.

A sleeve, B, adapted to slide upon the handle and wholly or partly over the spring, is provided, by means of which the degree of stiffness and resiliency of the spring may be regulated at will.

In order to avoid clogging the holder with ink, I resort to the expedient for attaching the pen shown in detail in Figs. 1 and 4. The

holder D is, in this case, made solid, and the pen is attached upon its upper surface, as shown. A headed rivet, G, being secured in the holder, the pen E is provided with a slot, H, which is made to embrace the rivet, the pen sliding under its head. Obviously the holder may be also provided with the ordinary curved slit for the insertion of the ordinary pen.

The form of device illustrated as a whole in Fig. 2 will be found especially convenient, as the rubber C may be used as an eraser, a single implement combining a pencil, eraser, pen, and handle, and the latter two of improved form.

The operation of the device is obvious from the foregoing description.

The spring C takes up the irregularities of motion caused by the shaking of the user's hand, and wholly obviates all danger of spatter or irregularity in the thickness of the lines. This result will be manifestly attained whether the handle alone be grasped or the holder itself. In either case the device acts as a lever of the third class, the point of resiliency alone being shifted.

Having thus described my invention, what I claim as new, and desire to secure by Letters Patent, is—

1. A pen-holder attached to its handle by means of a solid section of rubber, the same constituting a resilient medium between them, as and for the purpose described.

2. A pen-holder attached to its handle by means of a section of rubber, in combination with means, as set forth, for adjusting the stiffness of the rubber, substantially as described.

3. In combination with the handle A, holder D, and spring C, the sleeve B, adapted to clamp the spring C at any desired point, substantially as described.

4. In combination with the holder D, having headed rivet G, the pen E, having slot H, as described.

5. The combination, with a pencil and pen-holder, of an eraser, situated between the same, and constituting an intermediate resilient medium, as and for the purpose described.

GARNETT ROSS BICKERS.

Witnesses:

J. B. FARRAR,  
F. M. FARRAR.