

G. W. WALKER.
Cooking-Stove.

No. 202,204.

Patented April 9, 1878.

Fig. 1.

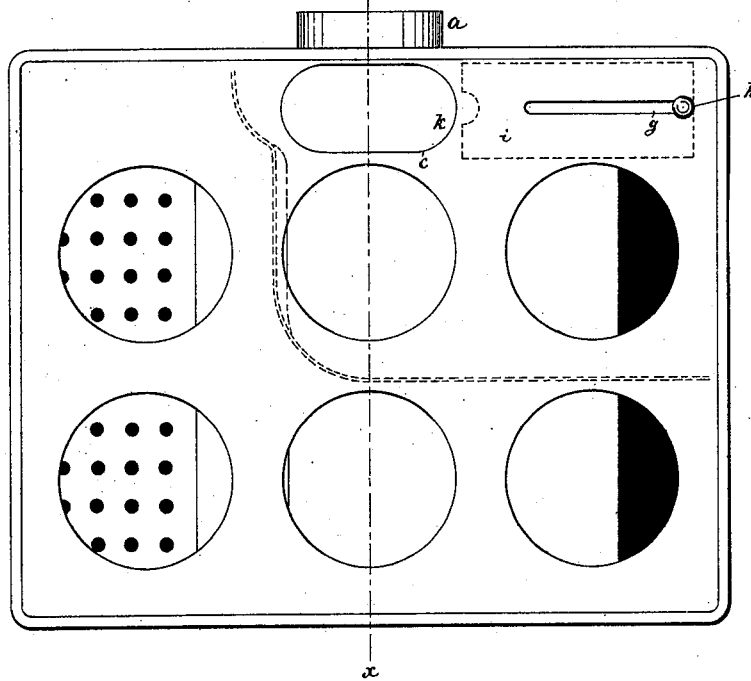


Fig. 2.

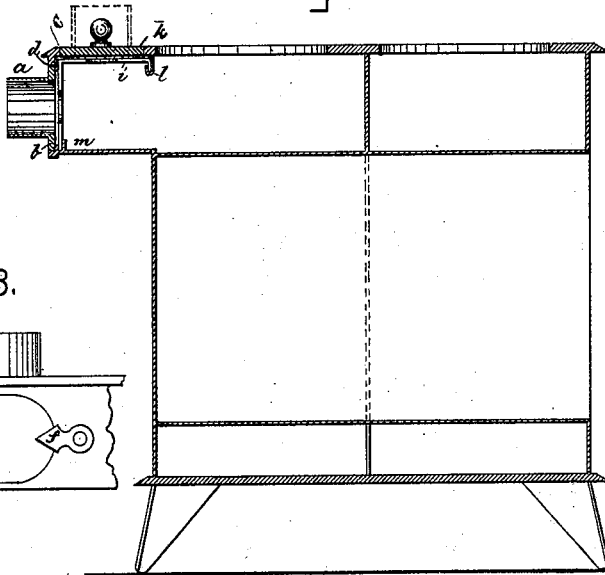
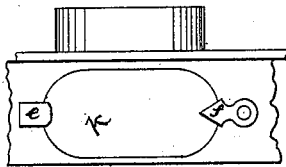


Fig. 3.



Witnesses.

A. Hammond
W. J. Pratt.

Inventor.
George W. Walker
by Crosby & Gregory

UNITED STATES PATENT OFFICE.

GEORGE W. WALKER, OF MALDEN, MASSACHUSETTS.

IMPROVEMENT IN COOKING-STOVES.

Specification forming part of Letters Patent No. 202,204, dated April 9, 1878; application filed March 8, 1878.

To all whom it may concern:

Be it known that I, GEORGE W. WALKER, of Malden, county of Middlesex, State of Massachusetts, have invented an Improvement in Range-Stoves, of which the following is a specification:

This invention relates to range-stoves used for cooking purposes, and has special reference to that class of stoves wherein it is desired to change the position of the pipe-collar from the top to the back of the stove, or vice versa, according to the location of the chimney-opening.

The invention consists in the combination, with a stove having openings at its top and back for the pipe-collar, and a pipe-collar and covering-plate, of a duplex damper adapted to close the openings, whereby the opening leading to the collar may be closed to suit the draft when the collar is in either of its positions. This duplex damper always remains in the same position with reference to the stove-plate—that is, it is not changed from the top to the back of the stove when the pipe-collar is shifted, as in some other plans.

Figure 1 of the drawings represents, in top view, a range-stove provided with my invention; Fig. 2, a cross-section thereof on the line *x x*, Fig. 1; and Fig. 3, a detail of the back of the stove.

The body portion of the stove, the top plate, flues, and ovens are of usual construction. The pipe-collar *a*, provided, preferably, with a base-flange, *b*, is made separate from the stove-plate, and is adapted to be set or placed within one of the suitably-shaped recesses *c* or *d*, formed in the top or back plate; or it may be placed upon the top or back plate, where it may be retained by means of suitable holding devices—as, for instance, an ear, *e*, and button *f*, as in Fig. 3. In the top plate is provided an elongated slot, *g*, to receive the handle *h* of the slide-damper *i*, located below the top plate, and adapted to be moved horizontally forward and backward, so as to close the opening leading to the pipe-collar. This damper is shown as made duplex—that is, it has two

arms covering, when moved forward, one of the openings in the back and top of the stove, as before described, either of such openings being adapted to receive either the pipe-collar or the covering-plate *k*, the covering-plate stopping the opening not in communication with the chimney-opening.

By this construction it will be obvious that the same damper, by simply a horizontal movement, may be made to open or close, as desired, the opening *c* or *d* in direct communication with the pipe-collar, whether it be at the back of the stove, as in full lines, or at the top, as in dotted lines.

It will also be noticed that the damper is contained within the interior of the stove below the top plate, and that the long slot in which the handle moves acts as a guide to direct the movement of the damper.

The forward movement of the damper may, if desired, be guided by a grooved portion, *l*, or by a flange, *m*.

When the stove is in full operation, the damper then being drawn back, opening wide the passage to the pipe-collar, the slot in which the damper-handle is guided is closed, thereby preventing admission of air to the injury of the draft.

From this construction it is apparent that the pipe-collar may be shifted as desired to the top or back of the stove without any change of position of the damper consequent upon the change of position of the pipe-collar.

I claim—

In a stove provided with openings at the back and top for the pipe-collar, a pipe-collar and a covering-plate, and a duplex damper adapted to open and close the passage leading to the pipe-collar in either of its positions, substantially as described.

In testimony whereof I have signed my name to this specification in the presence of two subscribing witnesses.

GEORGE W. WALKER.

Witnesses:

G. W. GREGORY,
L. A. BAXTER.