

UNITED STATES PATENT OFFICE.

JACOB CHAPMAN, OF WENONA, MICHIGAN.

IMPROVEMENT IN CAR-COUPLINGS.

Specification forming part of Letters Patent No. **202,229**, dated April 9, 1878; application filed March 16, 1878.

To all whom it may concern:

Be it known that I, JACOB CHAPMAN, of Wenona, in the county of Bay and State of Michigan, have invented a new and valuable Improvement in Car-Couplings; and I do hereby declare that the following is a full, clear, and exact description of the construction and operation of the same, reference being had to the annexed drawings, making a part of this specification, and to the letters and figures of reference marked thereon.

Figure 1 of the drawings is a representation of a front view of my car-coupling. Figs. 2 and 3 are sectional details. Fig. 4 is a perspective detail thereof.

The nature of my invention consists in certain improvements on the car-coupling for which Letters Patent No. 198,349 were granted to me December 18, 1877, as will be hereinafter more fully set forth, and pointed out in the claim.

The annexed drawing, to which reference is made, fully illustrates my invention.

A represents the draw-head. H is the cap with swinging brackets D D, having shoulders *h h*. C is the coupling-pin, and G is the curved bar connected to the cap. These parts are all constructed substantially in the same manner as described in my former patent, above referred to.

In the bottom of the draw-head, just where the link enters, and extending as far back as

the rear of the brackets D D, is made a dovetailed recess for the insertion of a plate, B, of steel or iron, which may be fastened by a bolt or other suitable means. When the brackets wear the seat this plate can be readily removed and another plate put in to renew the seat.

The levers L L, instead of being pivoted directly to the car, or frame of car, as in my former patent, are pivoted in the lower ends of two arms, F F, the upper ends of which are pivoted to the car, as shown.

By these means the levers obtain an oscillating motion, or rather they will be enabled to oscillate with the movement of the head, and thus obviate any liability of their getting out of place, or hindering the proper working of the parts, which might otherwise occur.

What I claim as new, and desire to secure by Letters Patent, is—

The removable seat B, arranged in the bottom of the draw-head entrance, substantially as and for the purposes set forth.

In testimony that I claim the above I have hereunto subscribed my name in the presence of two witnesses.

JACOB CHAPMAN.

Witnesses:

LAWRENCE MCHUGH,
M. J. BORLAND.

J. CHAPMAN.
Car Coupling.

No. 202,229.

Patented April 9, 1878.

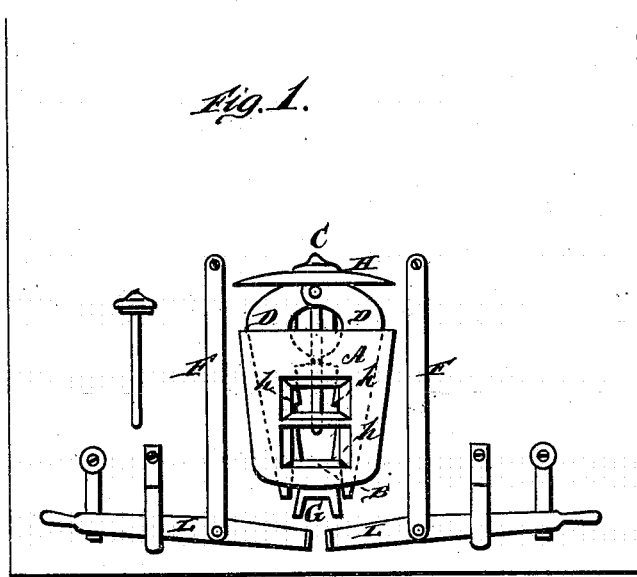


Fig. 2.




Fig. 3.

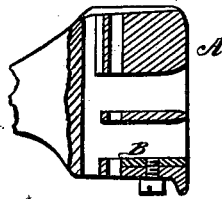


Fig. 4.



WITNESSES

John Smith,
James J. Sheehy,

INVENTOR

Jacob Chapman
Gilman Smith & Co.
ATTORNEYS