
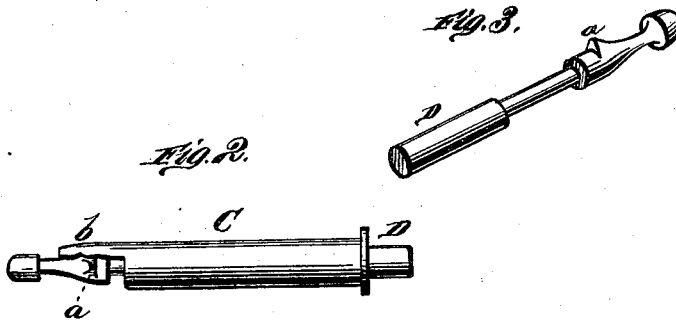
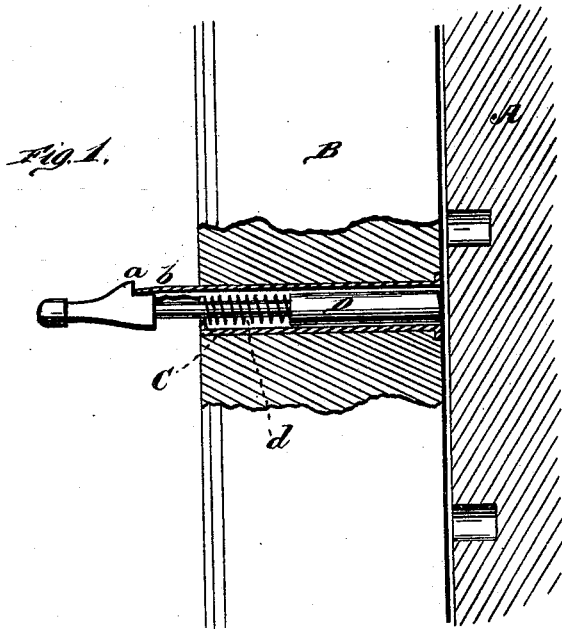


M. L. KINGSLEY.
Sash-Fasteners.

No. 202,273.

Patented April 9, 1878.



WITNESSES
Robert L. Smith
James J. Trechey

INVENTOR.
Manning L. Kingsley.
Gilmore, Smith & Co.
ATTORNEYS.

UNITED STATES PATENT OFFICE.

MANING L. KINGSLEY, OF KENDALL CREEK, PENNSYLVANIA.

IMPROVEMENT IN SASH-FASTENERS.

Specification forming part of Letters Patent No. **202,273**, dated April 9, 1878; application filed January 26, 1878.

To all whom it may concern:

Be it known that I, MANING L. KINGSLEY, of Kendall Creek, in the county of McKean and State of Pennsylvania, have invented a new and valuable Improvement in Sash-Fasteners; and I do hereby declare that the following is a full, clear, and exact description of the construction and operation of the same, reference being had to the annexed drawings, making a part of this specification, and to the letters and figures of reference marked thereon.

Figure 1 of the drawings is a view of my sash-fastener as applied. Fig. 2 is a side view of the same, and Fig. 3 a detached view of the bolt.

My invention relates to that class of sash-fasteners which have a spring-bolt passed through a metal casing in the sash-rail and entering a hole in the jamb of the window-casing; and the nature of my improvement consists in a sheet-metal casing with an extension integral therewith, and a spring-bolt provided with a catch, whereby the catch can be made to engage with the extension to form a lock, as will be hereinafter more fully set forth, and pointed out in the claim.

The annexed drawing, to which reference is made, fully illustrates my improvement.

A represents a part of the jamb of the window-casing, and B is the rail or stile of the window-sash. In the rail or stile B is bored a horizontal hole, into which is driven from the outside a sheet-metal casing, C, of such size that when driven into the stile it will be held tightly therein without the aid of further fastening. Within the casing C is the bolt D, surrounded for a portion of its length with a spiral spring, *d*, as shown in Fig. 1 of the drawings, and the bolt works freely in the casing, so as to shoot into holes in the jamb A.

So far this is precisely the same as an old and well-known sash-fastener now in use, but to which I have added the following improvements.

The bolt D is, near its inner end, on the up-

per side, provided with a projection or shoulder, *a*, forming a catch; and the inner side of the casing C is, at its inner end, formed with an extension, *b*, of the same metal of which said tube or casing is made. When the bolt D is drawn back it is to be turned slightly, so that the catch *a* will engage with the extension *b* of the casing C, as shown in Fig. 1 of drawings.

The sash-fastener upon which this is an improvement has several disadvantages—as, for instance, if the sash sticks a little or moves hard, which it often does, it requires two persons to move it, one to hold the bolt back and one to move the sash. Further, if the sash moves very easily, the bolt will be drawn back and the sash started, and the first hole it comes to, the bolt will shoot into it, and either break a bolt or else tear the hole out in a little while, so that it will not catch.

My improvement obviates these difficulties, from the fact of the bolt being capable of holding itself back; and by these improvements I have produced a simple and cheap sash-fastening, which is at the same time effective and durable.

I am aware that a bayonet locking device in sash-fasteners has heretofore been used at the end of a raised extension made of a separate piece from the body of the sheet-metal casing. Therefore I lay no claim to such invention; but

What I claim as new, and desire to secure by Letters Patent, is—

The improved sash-fastener consisting of the casing or tube C, of sheet metal, having the extension *b* integral therewith, and the spring-bolt D, having a catch, *a*, to engage with the extension *b*, for the purpose set forth.

In testimony that I claim the above I have hereunto subscribed my name in the presence of two witnesses.

MANING L. KINGSLEY.

Witnesses:

D. P. CONIC,
GEO. W. NEFF.