

G. BARTHOLOMAE.
Wet Grain Elevator.

No. 202,401.

Patented April 16, 1878.

Fig. 1.

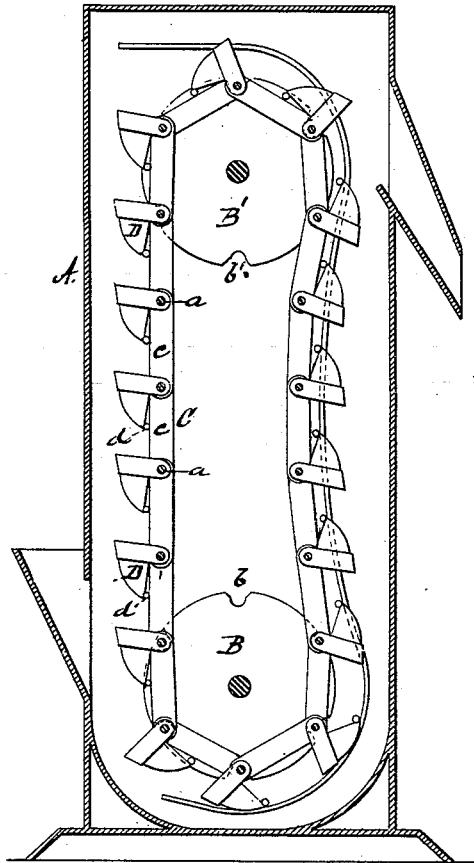
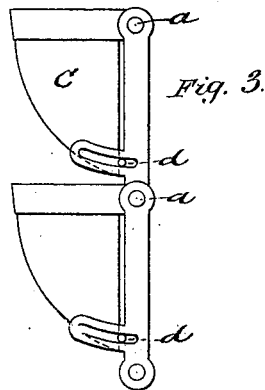
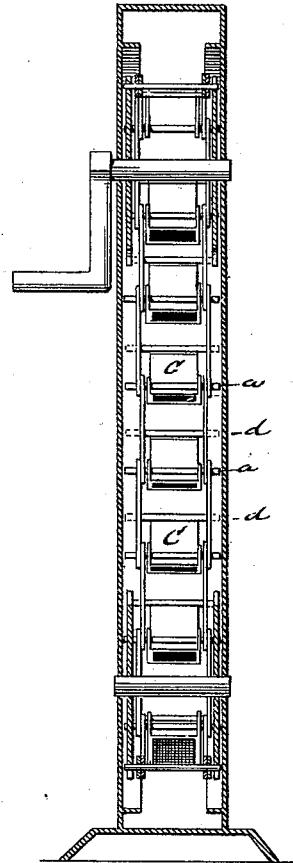


Fig. 2.



WITNESSES:
Clarence Poole
Geo. M. Evans

INVENTOR:
Geo. Bartholomae
per atty A. H. Evans & Co.

UNITED STATES PATENT OFFICE.

GEORGE BARTHOLOMAE, OF CHICAGO, ILLINOIS.

IMPROVEMENT IN WET-GRAIN ELEVATORS.

Specification forming part of Letters Patent No. **202,401**, dated April 16, 1878; application filed November 9, 1877.

To all whom it may concern:

Be it known that I, GEORGE BARTHOLOMAE, of Chicago, Cook county, and State of Illinois, have invented certain new and useful Improvements in Grain-Elevators, of which the following is a clear, full, and exact description, reference being had to the accompanying drawings, making a part of this specification, in which—

Figure 1 represents a longitudinal vertical section; Fig. 2, a vertical cross-section; and Fig. 3, a detail view.

This invention relates more particularly to improvements in wet-grain elevators, although the improvements are applicable to all kinds of elevators; and the invention consists in the construction and arrangement of parts, as will be hereinafter fully described.

To enable others skilled in the art to make and use my invention, I will proceed to describe the exact manner in which I have carried it out.

In the drawings, A represents the case of my improved elevator. B B' represent the chain-wheels, journaled, respectively, in the upper and lower portions of the case A, said wheels being formed of two notched disks, *b b'*.

C represent the endless chain, formed of links *c*, connected together by rods or shafts *a*. To these rods or shafts *a*, and between the opposite links of the chain, the buckets D are secured, as shown in Fig. 2, said rods *a* extending outside of the links, so as to engage with the notches in the disks of the chain-wheel, whereby said endless chain is rotated. Each of the buckets D is provided with a rod or pin, *d*, at its lower end, which rests against

the links of the chain when the buckets are loaded, and thus keeps them in a plumb or level position. The pin or rod *d* also keeps the bottom end of the bucket up when the open end of the bucket looks downward, or on the returning side of the moving chain. The links may be provided with slotted arms for the reception of the pins *d*, as shown in Fig. 3, and with this construction the bucket may be safely operated with the casing A.

The disks of the chain-wheel should be made large enough to contain six or more notches, within which the rods *a* of the chain engage.

Heretofore wet grain has been carried in the common belt-elevators; but the moist nature of green malt originated a fearful smell, and finally some would settle between the rear side of the bucket and the belt, which started a certain portion of the malt into raw fermentation or soured it altogether. By my construction the above defects are remedied, as there is no possible chance for the malt to settle.

Having thus described my invention, what I claim as new, and desire to secure by Letters Patent, is—

1. The combination, with the links of the chain and the buckets, of the rods or shafts *a*, for connecting the links together and securing the buckets to the chain, substantially as herein described.

2. The combination, with the chain, of the buckets, provided with the pins *d*, substantially as described.

G. BARTHOLOMAE.

Witnesses:

FRED. W. WOLF,
SEB. EUGERT.