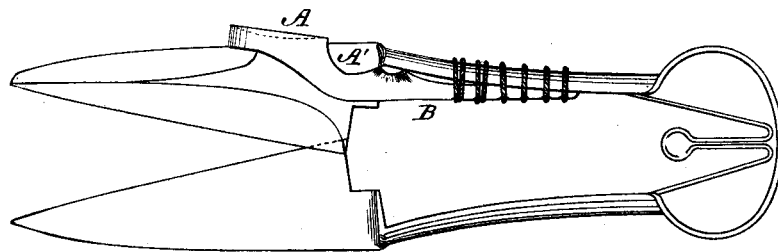


J. RICHARDSON, Jr.  
Thumb-Rest for Sheep-Shears.

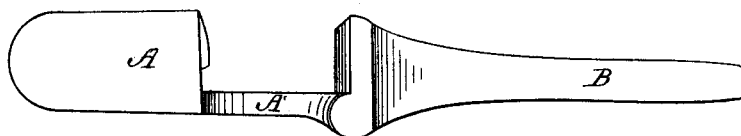
No. 202,469.

Patented April 16, 1878.

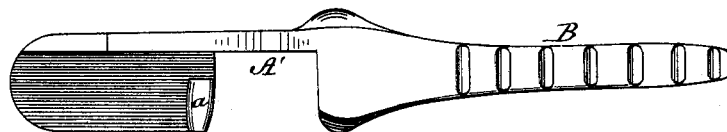
*Fig. 1.*



*Fig. 2.*



*Fig. 3.*



WITNESSES:

*W. W. Hollingsworth*  
*John Kemon*

INVENTOR:

*J. Richardson Jr.*

BY

*Richardson & Co.*

ATTORNEYS.

# UNITED STATES PATENT OFFICE.

JOHN RICHARDSON, JR., OF POMONA, CALIFORNIA.

## IMPROVEMENT IN THUMB-RESTS FOR SHEEP-SHEARS.

Specification forming part of Letters Patent No. **202,469**, dated April 16, 1878; application filed September 14, 1877.

*To all whom it may concern:*

Be it known that I, JOHN RICHARDSON, JR., of Pomona, in the county of Los Angeles and State of California, have invented a new and Improved Thumb-Rest for Sheep-Shears, of which the following is a specification:

This invention relates to means for protecting the thumb while using sheep-shears; and the nature of my invention consists in a detachable concave thumb-rest, which is formed on a shank adapted to fit the grasping portion of the shears and to be secured thereto, as will be hereinafter more fully described and claimed.

In the annexed drawing, Figure 1 is a side view of the thumb-rest applied to a pair of sheep-shears. Fig. 2 is a top view of the device, and Fig. 3 is a bottom view of the same.

Similar letters of reference indicate corresponding parts.

The letter A designates an oblong plate, which has one side concave to afford a comfortable rest to the ball of the thumb while grasping a pair of shears. Opposite to the concave side of the thumb-rest its surface is beveled longitudinally, and at one corner of

it is a triangular lug, *a*. Opposite to the lug *a* the thumb-rest is formed on an arched portion, A', of a shank, B.

The shank B, beyond the arch A', is nearly straight, and its flat side lies on the inner side of the grasping portion of the shears, and the beveled side of the plate A rests against the outer edge of the shear-blade. In this position of the thumb-rest and its shank the latter is secured to the shears by a cord.

When the shears, having my improvement applied to them, are grasped in the hand, the plate A will afford a good bearing or rest for the thumb, and will not injure the same.

Having thus described my invention, I claim as new and desire to secure by Letters Patent—

A detachable thumb-rest for sheep-shears, consisting of the concave rest A, the arch A' and the shank B, all shaped substantially as shown and described.

JOHN RICHARDSON, JR.

Witnesses:

ROBERT WM. RIVES,  
FENTON MERCER SLAUGHTER.