

J. RICHEY.  
Coffin and Burial-Casket.

No. 202,470.

Patented April 16, 1878.

FIG. 1.

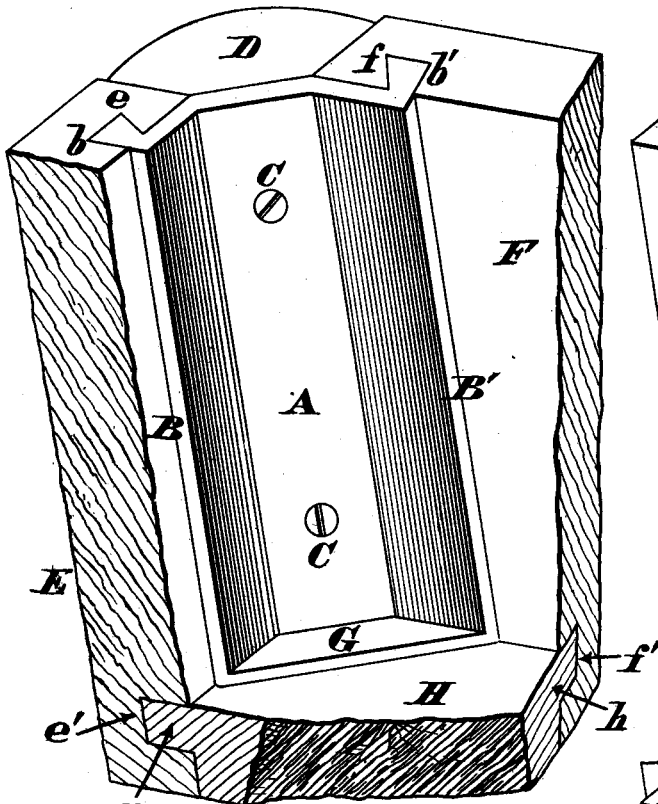


FIG. 2.

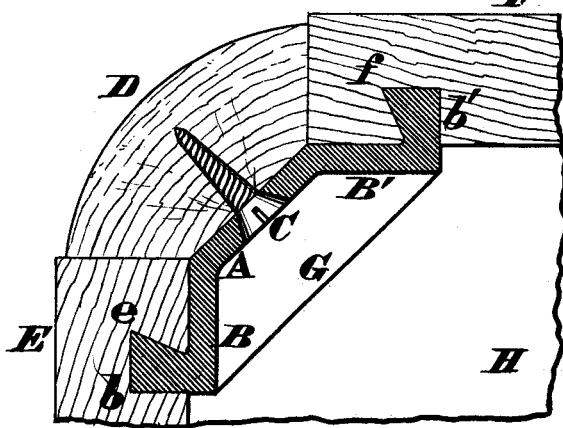


FIG. 3.

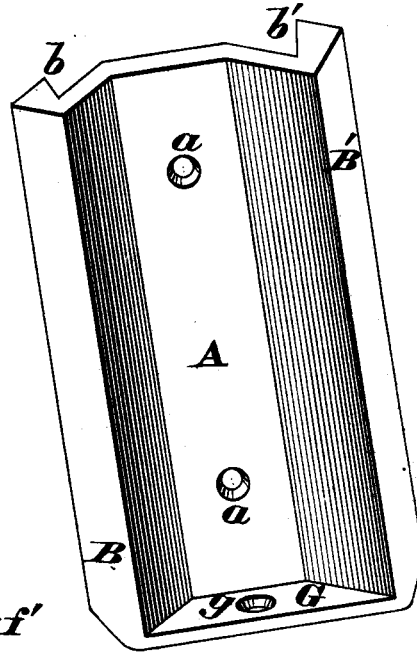
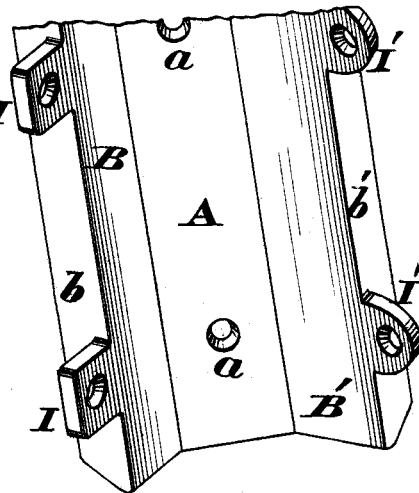


FIG. 4.



Inventor.

James Richey  
By James H. Gayman  
his Attorney

Attest.  
W. A. Bond  
C. E. Smith

# UNITED STATES PATENT OFFICE.

JAMES RICHEY, OF CINCINNATI, OHIO.

## IMPROVEMENT IN COFFINS AND BURIAL-CASKETS.

Specification forming part of Letters Patent No. **202,470**, dated April 16, 1878; application filed March 7, 1878.

*To all whom it may concern:*

Be it known that I, JAMES RICHEY, of Cincinnati, Hamilton county, Ohio, have invented certain new and useful Improvements in Coffins or Burial-Cases, of which the following is a specification:

My invention comprises a peculiarly-shaped metallic plate, wherewith the sides, ends, and corner-pieces of wooden coffins or burial-cases, &c., may be united together in the most secure and rapid manner.

This plate consists, essentially, of an intermediate section or web, having cast with it two wings, which latter are disposed at any suitable angle with reference to said web. The web is pierced to receive screws that engage with the corner-piece of the coffin, while the wings are provided with outwardly-projecting dovetail flanges, which are capable of being driven into suitable grooves in the sides and ends of the coffin, as hereinafter more fully described.

In the annexed drawings, Figure 1 is a perspective view, showing my angle-iron secured at the corner of a coffin. Fig. 2 is an enlarged transverse section of the iron applied to a burial-case. Fig. 3 is a perspective view of the angle-iron detached from the coffin, and Fig. 4 represents a modification of my invention.

The principal member of the angle-iron is a web, A, of any suitable length and width, and provided with two extensions or wings, B B', which diverge from said web in the manner shown. This divergence may be greater or less, according to the peculiar shape of the coffin to which the angle-iron is to be adapted.

The web A is perforated at *a*, to receive screws C, wherewith said plate is securely attached to the corner-piece D of the coffin, while the extensions or wings B B' are respectively provided with outwardly-projecting dovetail flanges *b b'*. Flange *b* is adapted to traverse the groove *e* of the coffin-end E, while the other flange, *b'*, engages with the groove *f* of coffin-side F.

Connecting the lower ends of web A and wings B B' is a plate, G, which rests upon

the coffin-bottom H, and, if preferred, said plate may be perforated, as shown at *g* in Fig. 3, to receive a screw; or said plate may be omitted, as represented in Fig. 4, in which illustration the wings B B' are shown as provided with perforated lugs I I', to receive screws for engagement with the end and side of the coffin. The end E and side F are grooved horizontally at *e'* and *f'*, to receive the tongue *h*, that extends completely around the entire margin of the coffin-bottom H.

The four corner-pieces of the coffin are also provided with grooves similar to the ones *e' f'*, and for the same purpose.

In constructing my improved coffin, the ends E *e'* and sides F *f'* are first applied to the bottom H *h*, in the usual manner, and the flanges *b b'* are then inserted in their appropriate grooves *e f*, after which act the angle-iron is driven down until its plate G rests upon said bottom H. The corner-piece D is now inserted in its proper place, and the screws C are passed through the apertures *a* and engaged with said corner-piece, thus securely locking together the component members A, B B', D, E, F, and H of the coffin, and effectually preventing any warping of the same.

The grooves *e e'* and *f f'* may first be filled with glue or cement before applying the devices *b b' h* to them, so as to form a water-proof joint, and thereby enhance the utility of the coffin.

It is not desirable to have the angle-iron extend up to the very top of the coffin-body; but sufficient space should be left at the upper end of said plate to afford opportunity for securing the linings to the interior of the case.

When this angle-iron is to be applied to an ordinary form of coffin, the web A and wings B B' may be inclined with reference to plate G, so as to fit snugly to the sloping members E and F; but for application to a casket, said web and wings may be perpendicular with reference to the base-plate G.

The flanges *b b'* need not be continuous, but may be interrupted at intervals.

I claim as my invention—

1. An angle-iron consisting of a web, A, having wings or extensions B B', the latter being provided with outwardly-projecting dovetail flanges b b', as herein described and set forth.

2. The combination of web A, wings B B', outwardly-projecting dovetail flanges b b', and perforated lugs I I', as herein described and set forth.

3. The combination, in a coffin or burial-case, of web A a, wings B B', outwardly-pro-

jecting dovetail flanges b b', retaining devices C, corner-piece D, grooved end E e, and grooved side F f, as herein described and set forth.

In testimony of which invention I hereunto set my hand.

JAMES RICHEY.

Witnesses:

JAMES H. LAYMAN,  
GEO. H. KOEKER.