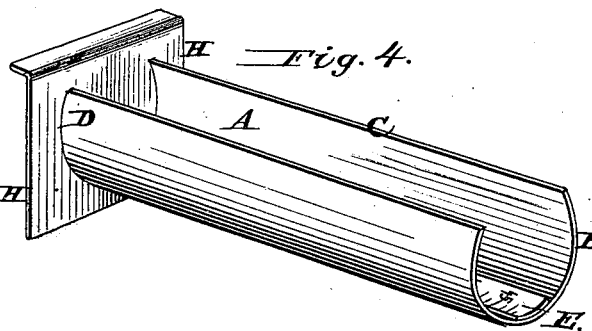
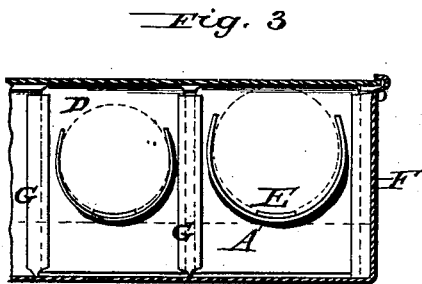
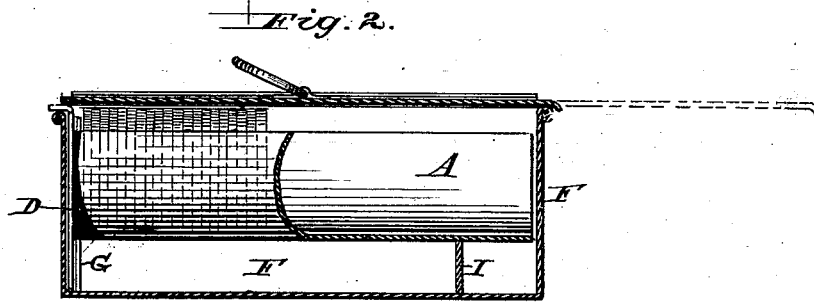
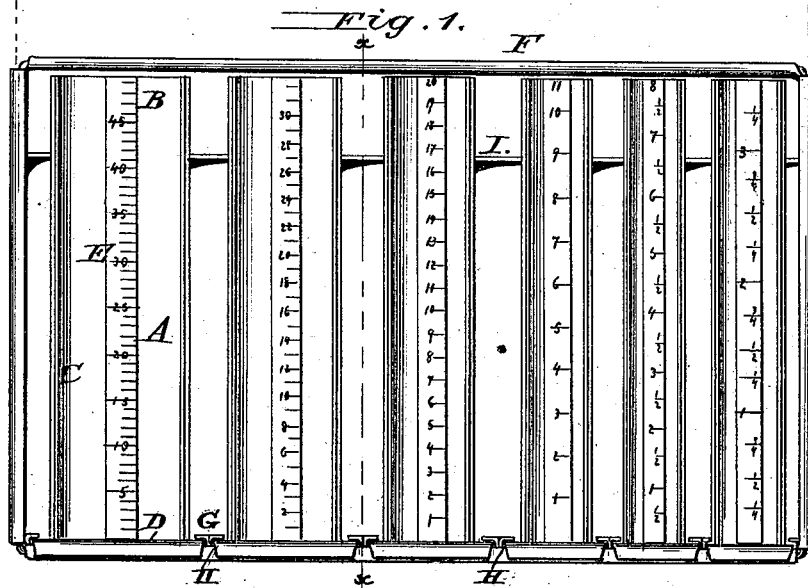


F. H. HOLMES.
 Device for Holding and Counting Coin.
 No. 202,545. Patented April 16, 1878.



Attest:
 W. L. Pease,
 J. A. Rutherford

Inventor:
 Frederick H. Holmes.
 By James L. Norris,
 Atty.

UNITED STATES PATENT OFFICE.

FREDERICK H. HOLMES, OF DETROIT, MICHIGAN.

IMPROVEMENT IN DEVICES FOR HOLDING AND COUNTING COIN.

Specification forming part of Letters Patent No. **202,545**, dated April 16, 1878; application filed April 8, 1878.

To all whom it may concern:

Be it known that I, FREDERICK H. HOLMES, of Detroit, in the county of Wayne and State of Michigan, have invented certain new and useful Improvements in Coin Holding, Counting, and Delivering Devices, of which the following is a specification:

This invention relates to certain improvements in devices for holding and delivering coin and indicating the amount of the same in a roll, in order to enable it to be conveniently stored and handled and counted with the utmost facility.

To this end it consists, first, in a tube, of metal or other elastic material, made elliptical in cross-section, and having an opening at one end for the insertion of the coins, and an opening extending continuously along one side, through which the edges of the coin are exposed for the purpose of handling, as more fully hereinafter described; second, in the combination, with such elliptical tube, of a graduated indicator, whereby the number of coins in the box will be at once indicated, and will thus facilitate the operation of counting; third, in the combination, with the tubes for holding the coins, of a box for holding one or more of said tubes, said tubes being provided with flanges at their closed ends, which are adapted to fit in ways at one side of the box, the other ends of said tubes being adapted to rest upon a longitudinal strip extending from end to end of said box, as more fully hereinafter specified.

In the drawings, Figure 1 represents a front elevation of my device, showing the box or case containing a series of holding-tubes with the cover removed; and Fig. 2, a longitudinal section of the same; Fig. 3, a cross-section of the box, and Fig. 4 a perspective view of one of the tubes detached.

The letter A represents a tube, constructed of elastic material, preferably of sheet metal, of an elliptical shape in cross-section, open at one end, B, and having a longitudinal opening, C, extending its entire length from the open end B to the closed end D thereof. Said tube is made of such size in its smaller diameter as to clasp and hold the coin or coins after insertion with a sufficient degree of friction to

prevent said coin or coins from being accidentally shifted or removed, while at the same time, owing to the elasticity of the walls, the tube may be compressed in the direction of its largest diameter, so as to admit of the insertion of the coins or their ready removal from the tube.

It is intended in practice to construct a series of tubes corresponding to the diameters of the coins of different denominations, and each of said tubes is provided with a longitudinal scale, E, graduated at intervals corresponding to the thickness of the respective coins, and marked in succession opposite said graduations with figures to indicate the number of coins in said tubes.

The letter F represents a rectangular box or casing, of such size as to hold a series of tubes sufficient in number to represent the whole of a system of coins employed in any country. Said box is provided at one side with a series of ways, G, which may be formed in any convenient manner for the reception of the flanges H constructed on the inclosed ends of the tubes, and with a longitudinal rest, I, extending from end to end of the box or case near the opposite side, and provided with a series of concave seats corresponding in diameter to the diameters of the tubes, respectively, whereby the tubes are held parallel with each other in the box or case.

The box or case may be constructed and employed as a tray to be used in an ordinary cash-box, or it may be provided with a suitable lid secured in guides or otherwise to the top thereof, and provided with a lock and suitable handle, the box or tray in the latter instance forming a cash-box of itself, and when in use said box or case may be employed either in a vertical or horizontal position, as may be desired.

In using the apparatus, the tubes are detached by sliding them from their ways out or into the box or case, as may be required, for filling or counting, the graduated indicator serving to show at a glance the number of coins in each tube, thus greatly facilitating the counting. When filled and in place the tubes serve to secure the coins in different rolls, according to their respective denominations,

thus serving to avoid all the confusion growing out of the indiscriminate admixture of the coins in a common receptacle.

What I claim is—

1. A coin-holder consisting of a tube of metal or other elastic material, elliptical in cross-section, open at one end, and provided with a longitudinal opening at one side, whereby the coins may be readily inserted and removed from the same, substantially as specified.

2. The combination, with a tube of elastic material, elliptical in cross-section, and provided with openings at the top and sides, of the graduated indicator for determining the number of coins in the tube.

3. In combination with the tubes for holding the coins and the box or case for holding said tubes, the flanges at the ends of said tubes, adapted to fit in ways in one edge of the box or case, and the longitudinal strip, provided with seats for the tubes, whereby the tubes are detachably held in the case, substantially as herein specified.

In testimony that I claim the foregoing I have hereunto set my hand in the presence of the subscribing witnesses.

FREDERICK H. HOLMES.

Witnesses:

E. H. FLINN,

FRED. A. ROBINSON.