

J. SCHEDLER,  
Tellurian.

No. 202,590.

Patented April 16, 1878.

Fig. 1.

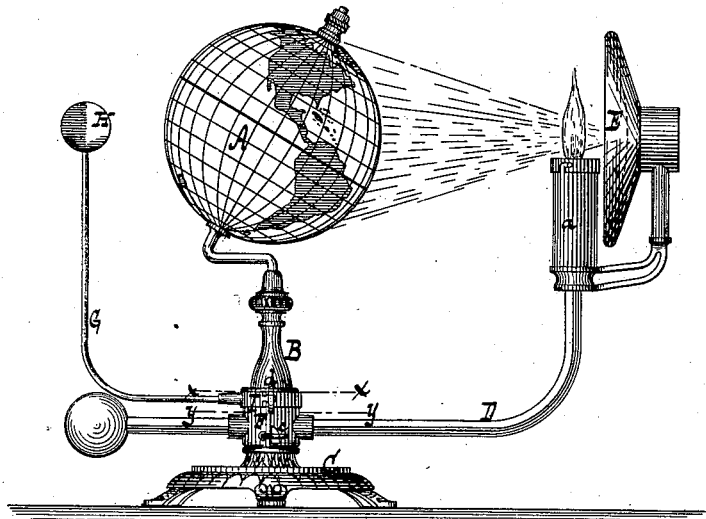


Fig. 2.

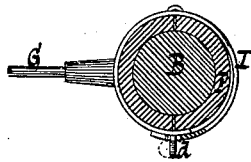
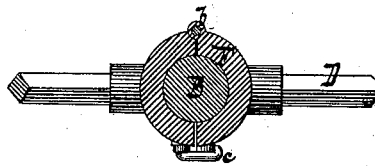


Fig. 3.



Witnesses.

*Otto Stupfeland*  
*Hugo Bruggemann*

Inventor.

*Joseph Schedler*  
by  
*Van Santwood & Hauff*  
his attorneys.

# UNITED STATES PATENT OFFICE.

JOSEPH SCHEDLER, OF JERSEY CITY HEIGHTS, NEW JERSEY.

## IMPROVEMENT IN TELLURIANS.

Specification forming part of Letters Patent No. 202,590, dated April 16, 1878; application filed March 1, 1878.

*To all whom it may concern:*

Be it known that I, JOSEPH SCHEDLER, of Jersey City Heights, in the county of Hudson and State of New Jersey, have invented a new and Improved Tellurian Attachment to Globes, which invention is fully set forth in the following specification, reference being had to the accompanying drawing, in which—

Figure 1 represents a side view of my apparatus. Fig. 2 is a horizontal section in the line *x x*, Fig. 1. Fig. 3 is a similar section in the line *y y*, Fig. 1.

Similar letters indicate corresponding parts.

My invention relates to an attachment to globes for the purpose of illustrating the causes of day and night and the changes of the seasons; and it consists in the combination, with a terrestrial globe and with the column supporting the same, of a swivel-arm, which is detachably clamped to said column, and which has a device for the reception of a light, and carries a reflector, so that, by turning said swivel-arm, the action of the sun's rays on the surface of the globe can be demonstrated, whereas, when the swivel-arm is detached, the globe can be used in the usual way. With the clamp of the aforesaid swivel-arm is combined a secondary swivel-arm, which carries a globe representing the moon, so that the phases of the moon also can be demonstrated.

In the drawing, the letter A designates a terrestrial globe, which is supported in the usual way by means of a column, B, rising from a base, C.

To the column B I clamp an arm, D, in such a manner that it is susceptible of a horizontally-rotating motion, this arm being bent upward, and provided on its upper part with a socket, *a*, for the reception of a light, and having also connected therewith a reflector, E, of suitable form. I make the arm D detachable, and in the present example of my invention this object is effected by clamping such arm to the column B through the medium of a sectional ring, F, which encompasses the column, and the sections of which are fastened together at one end by means of a hinge-joint, *b*, and at the other end by a catch, *c*.

To the ring or clamp F I connect a secondary arm, G, which is susceptible of a horizontally-rotating motion independently of the arm

D. This secondary arm G is bent upward, and to its upper end is affixed a globe, H, representing the moon.

In the example shown, the secondary arm G is connected to the clamp F by means of an elastic divided ring, I, which is fitted in a groove in the clamp, and the ends of which are fastened together by a button, *d*. The secondary arm G thus is also rendered detachable, and it is detached when it is desired to detach the arm D or its clamp from the column B. The secondary arm, however, can also be connected to the clamp F in such a way that it forms an integral part of the clamp, and remain thereon when the same is detached.

It will be seen that when a light is placed in the socket *a* the rays thereof are thrown on the globe A by the reflector E, and taking this light to represent the sun, the action thereof on the surface of the globe can be readily demonstrated by turning the arm D. On the other hand, the phases of the moon can be demonstrated by turning the secondary arm G, while, by removing the arm or arms, the globe can be used like an ordinary terrestrial globe.

What I claim as new, and desire to secure by Letters Patent, is—

1. The combination, with a terrestrial globe and its supporting-column, of a swivel-arm, which is detachably clamped to said column and adapted to carry a light, and a reflector, the whole being adapted to operate substantially as shown.

2. The combination, with a terrestrial globe, its supporting-column, a swivel-arm, which is detachably clamped to said column, provided with a device for the reception of a light, and with a reflector, of a secondary swivel-arm, which is connected to the clamp of the light and reflector-carrying arm, and provided with a globe representing the moon, the whole being adapted to operate substantially as described.

In testimony that I claim the foregoing I have hereunto set my hand and seal this 28th day of February, 1878.

JOS. SCHEDLER. [L. S.]

Witnesses:

W. HAUFF,

E. F. KASTENHUBER.