

B. BLACKSTONE.  
Horse-Tail Tie.

No. 203,107.

Patented April 30, 1878.

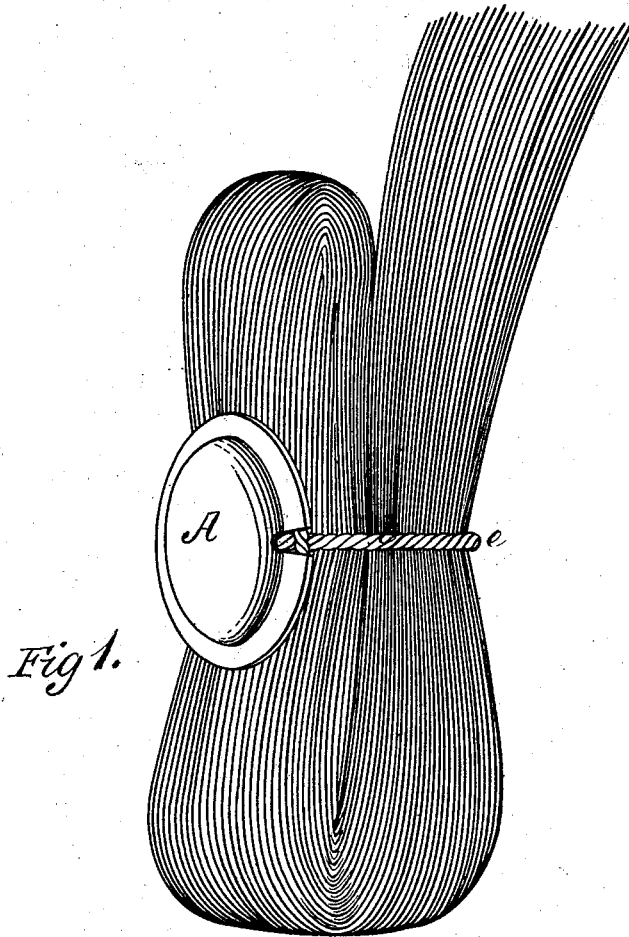


Fig 1.

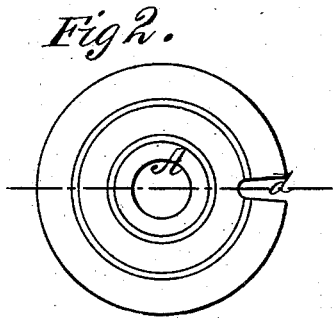


Fig 2.

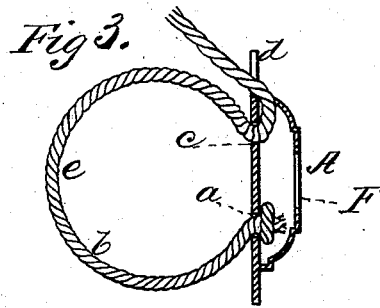


Fig 3.

WITNESSES  
*Mary J. Utley.*  
*Francis J. Masi.*

INVENTOR  
*Beverly Blackstone*  
*by Edw. Anderson,*  
ATTORNEY

# UNITED STATES PATENT OFFICE.

BEVERLY BLACKSTONE, OF WARREN, ILLINOIS.

## IMPROVEMENT IN HORSE-TAIL TIES.

Specification forming part of Letters Patent No. **203,107**, dated April 30, 1878; application filed March 23, 1878.

*To all whom it may concern:*

Be it known that I, BEVERLY BLACKSTONE, of Warren, in the county of Jo Daviess and State of Illinois, have invented a new and valuable Improvement in Horse-Tail Ties; and I do hereby declare that the following is a full, clear, and exact description of the construction and operation of the same, reference being had to the annexed drawings, making a part of this specification, and to the letters and figures of reference marked thereon.

Figure 1 of the drawings is a representation of a perspective view of the tie applied. Fig. 2 is a top view of the buckle; and Fig. 3 is a section view of the buckle, showing the application of the tie-cord thereto.

This invention has relation to means for putting up a horse's tail in muddy or sloppy weather; and it consists in the construction and novel arrangement of the ornamental tie or button hereinafter shown and described.

The object of this invention is to provide means whereby the tail can be tied up readily by any one, quickly and securely, and in such a manner that the horse will not be injured, even if the tie be retained for several days.

In the accompanying drawings, the letter A designates the button or buckle of the tie. This consists of a plate or disk having on one side a hole or catch, *a*, for the attachment of the end of the string or tie *b*. On the other side of the plate is provided a second hole or passage, *c*, and near the same a marginal notch or cleft, *d*, of somewhat deep character, and narrowly tapering toward its angle. The free end of the tie having been passed through the opening *c*, and in the direction of the notch *d*, the tie is ready for use.

The hair of the tail having been rolled around the hand, the loop of the tie, as indicated at *e*, is enlarged and applied to encircle the folded hair below the bone, and with the

plate on the back. The free end is then drawn so as to bind the loop tightly around the mass of hair, and is then carried into the tapering or biting portion of the notch *d* and back between the plate and the tail, thereby securely fastening the tie.

The plate is designed to be provided with an ornament or cover, F, to conceal the ends of the string, and to give the tie a neat appearance. This ornament or cover should be made hollow or open to facilitate the passage of the ends of the string in attaching the same.

In the ordinary mode of tying up a horse's tail the string is wound around the bone in order to get a purchase, and even then it is difficult for any one except an expert to make the tie so that it will stay for an hour. By means of this buckle the tie can be applied readily by any one, and it can be drawn closely and securely fastened, even when applied below the bone in the manner recommended.

Having described this invention, what I claim, and desire to secure by Letters Patent, is—

1. An ornamental tie for a horse's tail, consisting of a disk or plate, A, having a hole or catch for one end of the string, an opening or passage for drawing the free end, and the narrow fastening notch or cleft *d*, substantially as specified.

2. A tie-plate for a horse's tail, having attachment and draw holes, fastening-notch, and ornamental back piece or cover to conceal the holes and string, substantially as specified.

In testimony that I claim the above I have hereunto subscribed my name in the presence of two witnesses.

BEVERLY BLACKSTONE.

Witnesses:

W. S. BENSON,  
ROBERT J. BAYNE.