

F. B. BROWN.
Corset-Fastening.

No. 203,113.

Patented April 30, 1878.

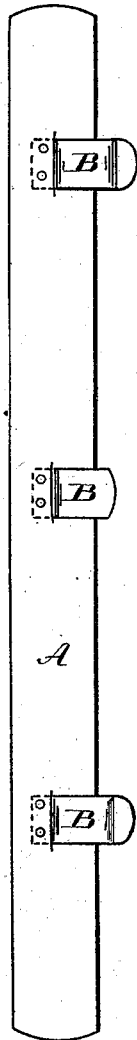


FIG. 1

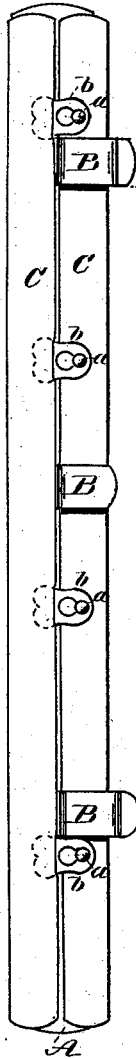


FIG. 2.

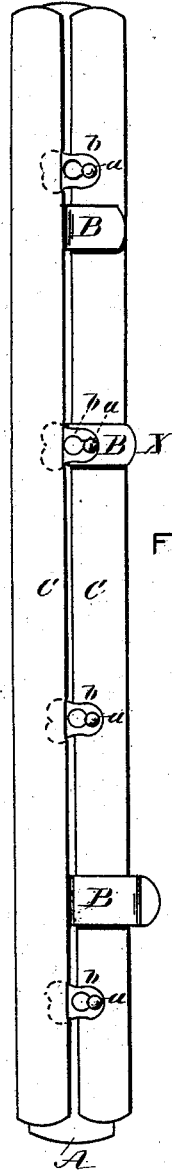


FIG. 3.



FIG. 4.

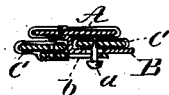


FIG. 5.

Witnesses
 Geo. O. & Co.

 L. H. Wade.

Inventor
 F. Barton Brown
 by J. E. Maynard
 his Atty.

UNITED STATES PATENT OFFICE.

F. BARTON BROWN, OF BOSTON, MASSACHUSETTS.

IMPROVEMENT IN CORSET-FASTENINGS.

Specification forming part of Letters Patent No. 203,113, dated April 30, 1878; application filed February 4, 1878.

To all whom it may concern:

Be it known that I, F. BARTON BROWN, of Boston, in the county of Suffolk and State of Massachusetts, have invented an Improved Supporting-Busk for Corset-Fastenings, of which the following is a full, clear, concise, and exact description, reference being had to the accompanying drawings, making a part hereof.

In the drawings, Figure 1 is a plan of a supporting-busk embodying my improvements. Fig. 2 is a plan of the same attached to the corset-fastenings. Fig. 3 is a modification; and the other figures show details.

My improved busk consists of the ordinary stiffening-piece A and two or more clamping-pieces, B, attached to it. These pieces B are made of sheet metal, and serve, as will be clear from Fig. 4, which is a section through the back fastenings and piece B, to attach the busk to one end of the fastenings. The fastenings are marked C C. Corset-fastenings C C are usually connected together with metal studs *a a* and sheet-metal loops *b b*, as shown in the drawings; and these studs are usually utilized as a means of securing the busk to the corset-fastenings C C, the sheet-metal pieces, which are attached to the busk, having slots in them by which they may be hooked onto the studs.

The main object of my invention is to provide a busk which can be readily attached and firmly held to the fastening by means of spring-clamps of a peculiar construction. These spring-clamps are marked B, and one of the fastenings C is inserted between the busk A and the inner surface of these clamps by springing these clamps, and held in place by these clamps. These spring-clamps may be made in the form shown in Fig. 2, or in the form shown at X in Fig. 3, in one case leaving the studs free and in the other surrounding these studs.

Fig. 4 shows in cross-section the relative positions of the busk A, fastening C, and clasp B, when the busk is in place. It will be seen that Fig. 3 embodies both forms of my invention.

What I claim as my invention is—

A busk for corset-fastenings having the spring clamping-pieces B constructed as shown, in order to connect the busk A with the fastening C, as shown.

F. BARTON BROWN.

Witnesses:

GEORGE FROST,
J. E. MAYNADIER.