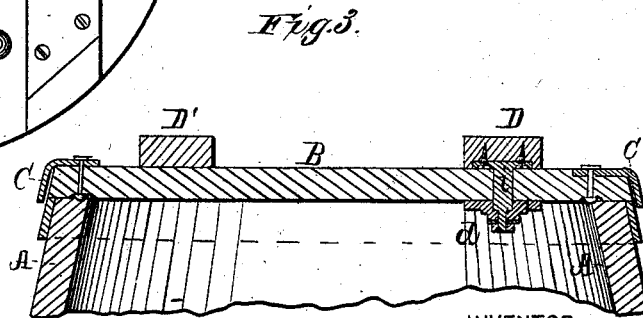
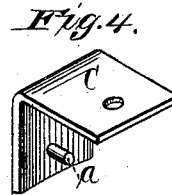
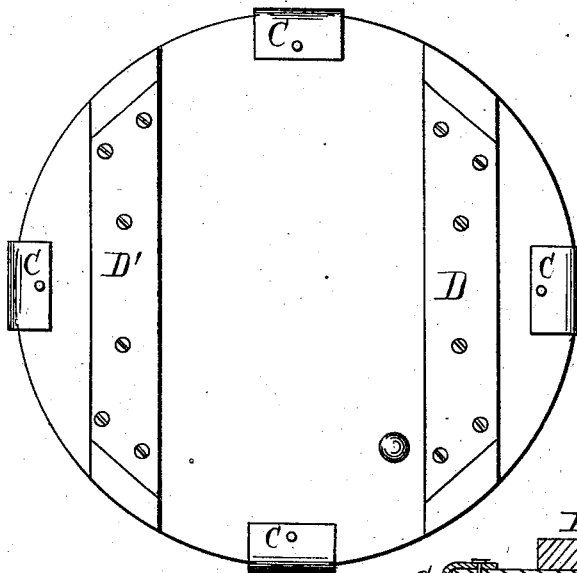
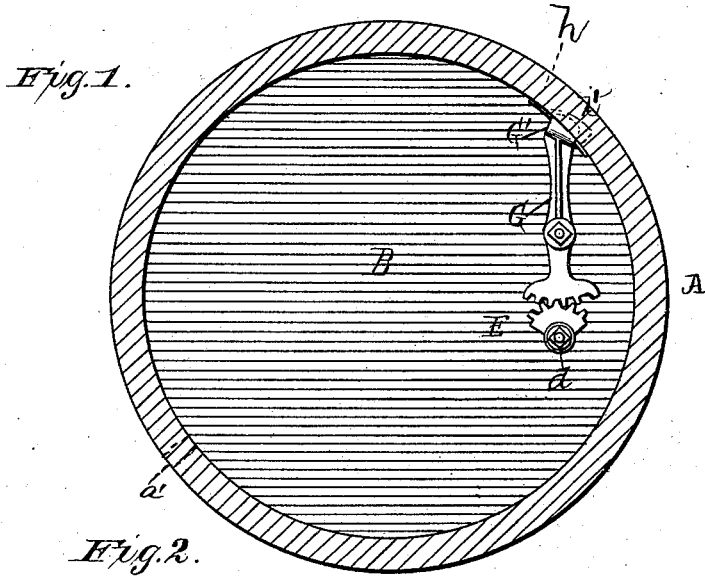


J. GILBERDS & C. S. JACKSON.
Fastening for Butter-Tubs.

No. 203,135.

Patented April 30, 1878.



WITNESSES
Frank L. Curand
Kaufman

INVENTOR
Jas. Gilberds
and
Chas. S. Jackson
Alexander Mason
ATTORNEYS

UNITED STATES PATENT OFFICE.

JAMES GILBERDS AND CHARLES S. JACKSON, OF JAMESTOWN, NEW YORK;
SAID JACKSON ASSIGNOR TO SAID GILBERDS.

IMPROVEMENT IN FASTENINGS FOR BUTTER-TUBS.

Specification forming part of Letters Patent No. **203,135**, dated April 30, 1878; application filed August 7, 1877.

To all whom it may concern:

Be it known that we, JAMES GILBERDS and CHARLES S. JACKSON, of Jamestown, in the county of Chautauqua and State of New York, have invented certain new and useful Improvements in Fastenings for Butter-Tubs and other packages; and we do hereby declare the following to be a full, clear, and exact description thereof, reference being had to the accompanying drawing, and to the letters of reference marked thereon.

The nature of our invention consists in the construction and arrangement of a secret fastening for securing the lids or covers of butter-tubs or other packages, as will be hereinafter more fully set forth.

In order to enable others skilled in the art to which our invention appertains to make and use the same, we will now proceed to describe its construction and operation, referring to the annexed drawing, which forms a part of this specification, and in which—

Figure 1 is an inverted horizontal section of a butter-tub embodying our invention. Fig. 2 is a plan view of the same. Fig. 3 is a vertical section, and Fig. 4 is a detached view of a part thereof.

A represents a butter-tub or other package used for transporting butter, oysters, or other articles. B is the lid or cover for the package A, and made to fit on the same, either with or without a rabbet, as may be desired. The cover B is provided with four equidistant L-shaped clips, C, rigidly attached to the cover, and extending a sufficient distance down the outside of the package A to prevent the cover from being pushed in either direction. These clips may be made of wrought or cast iron, and fastened to the cover by strong rivets. One of these clips is, near its lower end, provided with an inwardly projecting pin or rivet, *a*, which enters the outside of the package in a hole, *a'*, made to receive it.

On top, across the cover, are two cleats, D and D', as shown. The cleat D' is fastened firmly to the cover by screws, and the cleat D is, to all appearances, fastened in the same

way; but, in reality, this cleat is pivoted to the cover by means of a stud, *i*, which is fastened to the under side of the cover, and passes downward through the same.

On the lower end of the stud *i* is placed a cogged segment, E, which is fastened by a nut, *d*, screwed on the end of the stud. This cogged segment meshes with cogs on one end of a lever, G, which is pivoted to the under side of the cover. The other end of this lever is formed with a hook, G', as shown, which, when the lever is turned in proper position, enters a notch, *v*, in the inside of the package A, and above said notch is a plate, *h*, as shown.

The edge of the cover B containing the clip C that has the pin *a*, is placed on the top of the package directly over the hole *a'*. The pin *a* enters this hole when the cover is placed wholly upon the package; then, by bringing the movable cleat D to a parallel position with the stationary cleat D', the lever G is turned so as to fasten the cover firmly on the package.

This fastening may be used on butter-tubs, oyster-packages, or any other packages used for transporting different kinds of articles.

Having thus fully described our invention, what we claim as new, and desire to secure by Letters Patent, is—

1. The combination, with a cover, B, for a butter or other package, of the pivoted cleat D on top of the cover, and a fastening device underneath said cover, operated by the pivoted cleat, substantially for the purposes herein set forth.

2. The combination of the cogged lever G with hook G', the cogged segment E, and the cleat D, with stud *i*, with the package A and cover B, substantially as and for the purposes herein set forth.

JAMES GILBERDS.
CHARLES S. JACKSON.

Witnesses:

J. LAMBERT INGERSOLL,
RICHARD G. WYMAN.