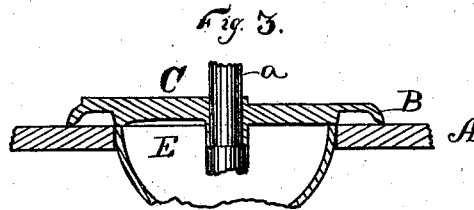
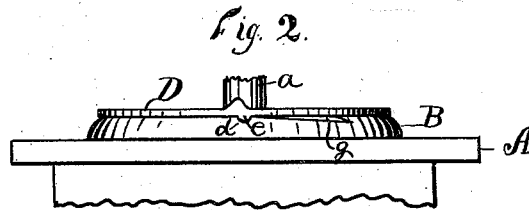
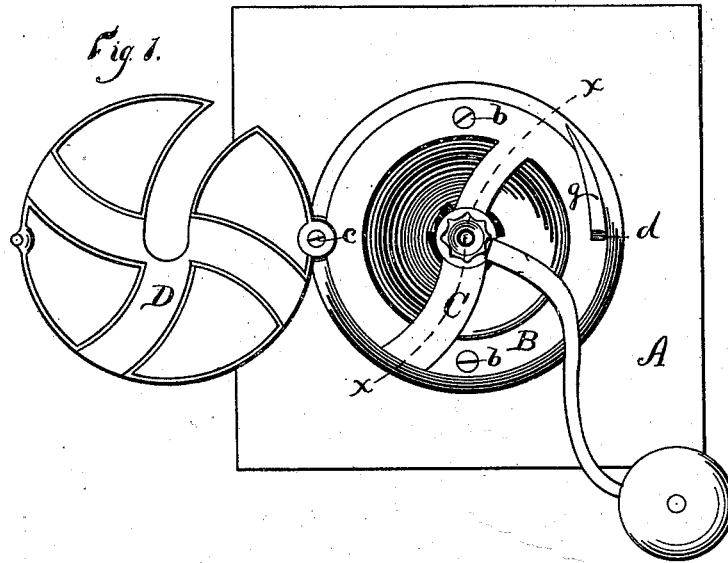


A. SHEPARD.
Coffee-Mill.

No. 203,204.

Patented April 30, 1878.



Witnesses.
H. V. Gale.
E. H. Davidson

Inventor.
Amos Shepard
By James Shepard Atty.

UNITED STATES PATENT OFFICE.

AMOS SHEPARD, OF PLANTSVILLE, ASSIGNOR TO PECK, STOW & WILCOX COMPANY, OF SOUTHLINGTON, CONNECTICUT.

IMPROVEMENT IN COFFEE-MILLS.

Specification forming part of Letters Patent No. 203,204, dated April 30, 1878; application filed October 26, 1877.

To all whom it may concern:

Be it known that I, AMOS SHEPARD, of Plantsville, in the county of Hartford and State of Connecticut, have invented certain new and useful Improvements in Coffee or Spice Mills, of which the following is a specification:

My invention consists in the novel construction of devices and in the combination of parts, as hereinafter described.

In the accompanying drawing, Figure 1 is a plan or top view of a mill which embodies my invention. Fig. 2 is a side elevation of a detached portion of the same, and Fig. 3 is a vertical section of parts of the same on line *x* of Fig. 1.

A designates the top of the box, on which the mill is mounted; B, an annular and elevated rim, secured by screws to said top; C, the curved cross-bar, united at each end to the rim; and D designates the swinging cover, having a curved slot, corresponding to the curve of the cross-bar C. The rim B and curved cross-bar C may be cast all in one and the same piece, or secured together in any proper manner; and at the middle of the curved cross-bar there is a bearing for the upright shaft *a*, which holds said shaft centrally over the hopper E, Fig. 3.

In the body of the elevated rim B suitable holes may be formed through which to fasten the rim firmly in place by the screws *b b*, Fig. 1.

If desired, the elevated rim may be fastened by other means than by screws passing through it, provided its top surface, on which the cover swings, is elevated above the box-top proper. I form a hole in this elevated rim for the body of a rivet or screw, *c*, by which the cover is hinged to the rim, said screw passing into the wooden top A to hold the cover in place; but in that case the hole in the rim governs the position of the pivot for swinging the cover, thereby insuring the proper location of the screw *c* to make the cover swing properly in relation to the other parts.

In the above-described construction the elevated rim forms the base, upon which the

cover swings, instead of having the cover or covers swing upon the whole flat top A, as in prior mills.

I do not wish to confine myself to mills having only one swinging cover, as two semicircular covers instead of one round cover may be employed, if desired. In such cases there will be two holes in the rim instead of one to locate the position of the pivots.

Upon one side of the elevated rim B, and, preferably, near its edge, I form a notch or depression, *d*, and on the under side of the cover D I form a nib, *e*, Fig. 2, so located with reference to each other that when the cover is brought into a position concentric with the rim the nib *e* will rest in the depression *d*, to secure or fasten the cover in place, as shown in Fig. 2.

At one side of the depression *d* I form an incline, *g*, over which the nib rides before entering the notch, and thereby springs the cover upward to facilitate the engagement of the described catch or fastening device. This springing upward is not merely a play upon the screw *c*; but the cover is made so thin that the metal will spring up a little transversely to the plane on which the cover swings just before the engagement of the fastening, so that the nib, on reaching the notch, springs into engagement, and retains the cover in place without regard to gravity.

When two covers are employed there will, of course, be two notches and two nibs, and it is immaterial upon which part they are placed provided they come opposite each other, as described.

I claim as my invention—

1. In a coffee or spice mill, the combination of the box top A, elevated rim B in the middle of said top, and projecting upward above the same, with the swinging cover, pivoted on said elevated rim, substantially as described, and for the purpose specified.

2. In a coffee or spice mill, the elevated rim, provided with cross-bar C, united thereto at each end, and with the fastening notch or depression *d*, either with or without the incline *g*, substantially as described, and for the purpose specified.

3. In a coffee or spice mill, the combination of swinging cover, provided with a nib or projection, and the rim, provided with a corresponding recess or depression, substantially as described, and for the purpose specified.

4. In covered-box mills, provided with swinging cover or covers and a supporting-base, the nib on one part and corresponding notch on its fellow part, adapted to spring

the cover transversely to the plane on which said cover or covers swing and retain them in place irrespective of gravity, substantially as described, and for the purpose specified.

AMOS SHEPARD.

Witnesses:

CHARLES D. BARNES,
EDWIN G. LEWIS.

1.000
march