

A. GILLIAM.
Saddle-Loop.

No. 203,258.

Patented May 7, 1878.

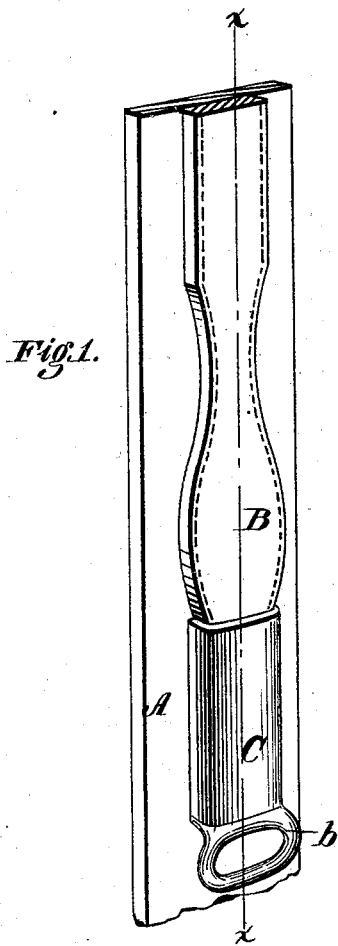


Fig. 1.

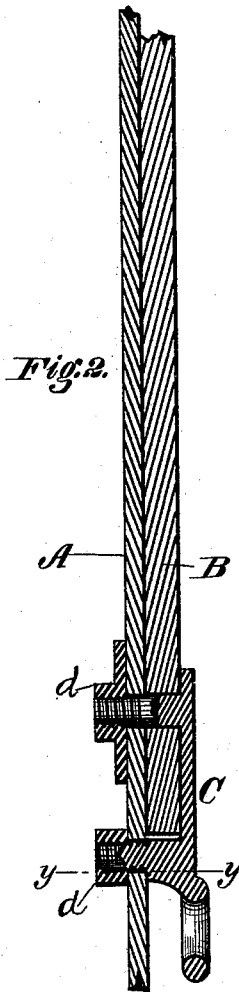


Fig. 2.

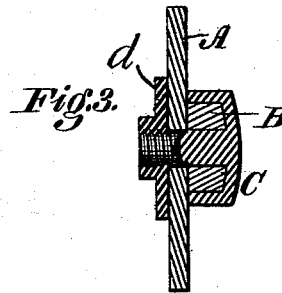


Fig. 3.

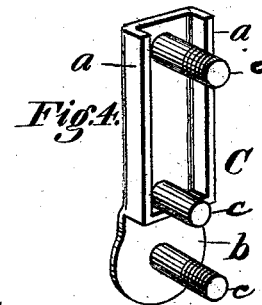


Fig. 4.

Witnesses:

Donn P. Twitchell.
S. M. Madden.

Inventor:

Algernon Gilliam
By his attys.
Dodger & Son

UNITED STATES PATENT OFFICE.

ALGERNON GILLIAM, OF PITTSBURG, PENNSYLVANIA.

IMPROVEMENT IN SADDLE-LOOPS.

Specification forming part of Letters Patent No. **203,258**, dated May 7, 1878; application filed March 16, 1878.

To all whom it may concern:

Be it known that I, ALGERNON GILLIAM, of Pittsburg, in the county of Allegheny and State of Pennsylvania, have invented certain Improvements in Saddle-Loops, of which the following is a specification:

My invention relates to a saddle-loop of peculiar construction, to be used upon harness-saddles for the purpose of securing the end of the back-band and holding the same down upon the skirt, the loop being made hollow to receive the end of the back-band, and provided with internal central studs or pins, which pass down through the back-band and skirt, serving the threefold purpose of holding the loop in place, securing the back-band to the skirt, and sustaining the greater portion of the strain which is brought upon the loop.

Figure 1 represents a perspective view of one end of the skirt and back-band of the saddle, with my improved loop applied thereto; Fig. 2, a vertical central section of the same, and Fig. 3 a cross-section of the same on the line *y y*; Fig. 4, a perspective view of the loop looking from the rear side.

In the drawings, A represents the skirt; B, the back-band seated thereon, and C the loop applied to the skirt, and covering the lower end of the back-band.

As shown in the drawings, the loop consists of a hollow metal body having a raised front and backwardly-extending side flanges, *a*, with an eye or lip, *b*, at one end, and one or more threaded central studs or pins extending backward from its interior beyond the rear line of the flanges.

When the device has the loop or eye at its lower end to receive the connecting-strap, its body will be provided with two of the threaded studs, as shown in Fig. 2; but when, instead of the loop or eye, the ear and stud thereon are used on one end, as shown in Fig. 4, the stud upon the ear may be threaded, in which case there need be but one threaded stud upon the body.

In using the device, the back-band is applied upon the skirt in the ordinary manner. As shown in the drawing, holes are formed through both the back-band and skirt, and then the loop applied over the end of the back-band and seated firmly upon the face of the same, the studs *b* passing through the

holes of both the band and the skirt, and secured by means of nuts *d* applied to their inner ends, as shown in the drawing.

It will be noticed that by making the loop-body hollow, and applying it so as to cover and inclose the end of the back-band, and passing the studs through the two parts in the manner shown, that a very neat finish is given to the saddle, and the three parts held firmly and securely together, and a firm connection afforded for the parts which are to be connected with the back-band.

The loop, being cast complete in one piece, forms an extremely cheap fastening for the parts with which it is connected, and owing to its peculiar construction and mode of application, it admits of the upper portion of the back-band being fitted up and stitched on the sewing-machine before the application of the loop, which can afterward be applied in an instant, thus enabling me to construct my saddle with far greater rapidity and at less cost than those in which the parts are united in the ordinary manner.

The body of the loop may be given any ornamental form desired, and may be finished by plating or varnishing it or covering it with leather, the leather covering, when applied, being turned under the edges or flanges of the loop, and clamped tightly between the same and the back-band, whereby its escape is rendered impossible.

I am aware that metal loops are old, and that such loops have been provided with studs to hold them in place and with studs to hold the back-band, and hence I lay no claim to such features separately considered.

Having thus described my invention, what I claim is—

1. The metal saddle-loop, constructed with the hollow back to cover the end of the back-band, and with the studs located in said hollow back, as shown and described.

2. In combination with the skirt A and back-band B, the hollow metallic loop C, covering the end of the back-band, and seated upon the saddle, with studs *c* passing through the band and skirt, and secured by nuts, as shown.

ALGERNON GILLIAM.

Witnesses:

WM. G. FOSTER,
JULIUS FRANKÉ.