

D. B. LOVEJOY,
Hair-Brush.

No. 203,283.

Patented May 7, 1878.

Fig. 1.

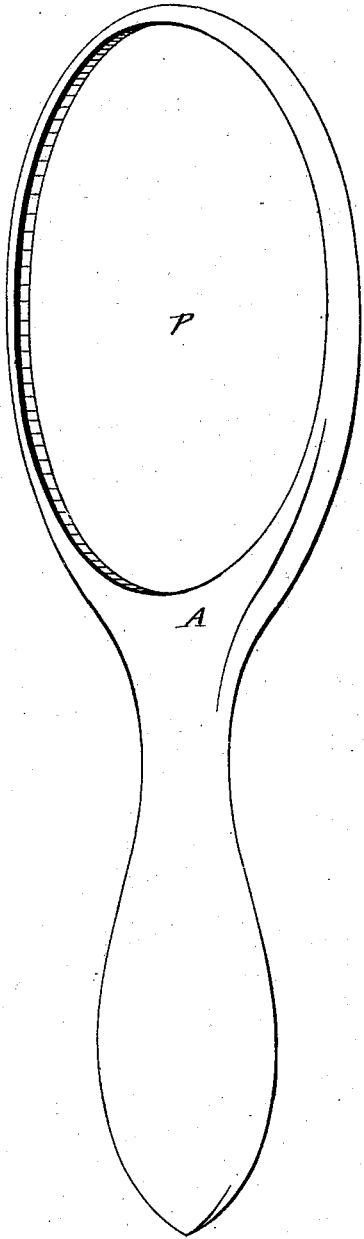


Fig. 2.

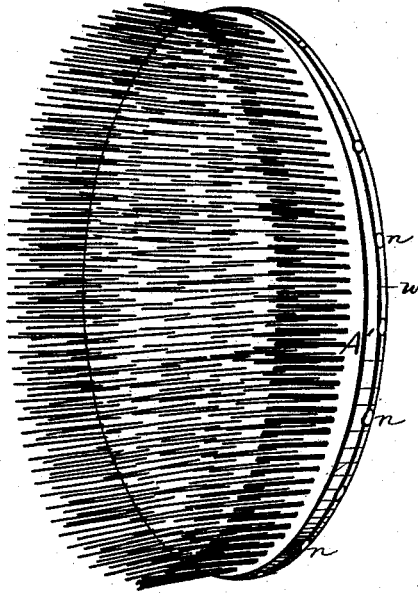


Fig. 3.

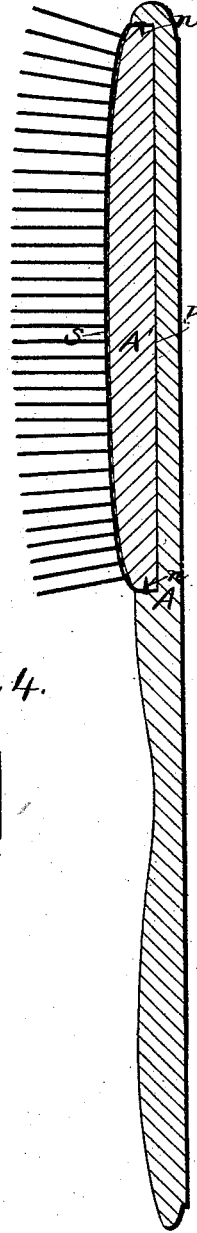
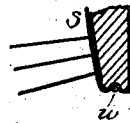


Fig. 4.



Witnesses.
Geo. W. Pierce,
E. H. Fairchild

Inventor,
David B. Lovejoy
By Wright & Brown
Attys

UNITED STATES PATENT OFFICE.

DANIEL B. LOVEJOY, OF READING, MASSACHUSETTS.

IMPROVEMENT IN HAIR-BRUSHES.

Specification forming part of Letters Patent No. 203,283, dated May 7, 1878; application filed March 11, 1878.

To all whom it may concern:

Be it known that I, DANIEL B. LOVEJOY, of Reading, in the county of Middlesex and State of Massachusetts, have invented certain Improvements in Metallic Hair-Brushes, of which the following is a specification:

This invention relates to hair-brushes in which the brush material is composed of independent wire teeth set in a backing-sheet of rubber or rubber cloth, which is secured to a wooden back and handle.

The object of the invention is to provide means for attaching the backing-sheet to the wooden back and handle in such manner as to enable a neat, strong, and durable brush to be produced at a small cost.

To this end my invention consists in a brush composed of a supplementary back, having the elastic backing-sheet nailed or otherwise secured to its edges, and a main back, having a recess adapted to receive the supplementary back and cover the fastenings of the backing-sheet, as I will now proceed to describe.

Of the accompanying drawings, forming a part of this specification, Figure 1 represents a perspective view of the recessed back and handle. Fig. 2 represents a perspective view of the supplementary back provided with the brush material. Fig. 3 represents a longitudinal section of the completed brush; and Fig. 4 represents a modification of the means for securing the backing-sheet to the supplementary back.

Similar letters of reference indicate corresponding parts.

In the drawings forming a part of this specification, A represents the main back and handle, and is provided on one side with a sunken panel or recess, P, which corresponds in form to the outline of the back. A' represents the supplementary back, which is of such form and size as to fit closely in and completely fill the recess P when the backing-sheet is attached to its edges, as hereinafter described. s represents the elastic backing-sheet, which is studded, as usual, with wire teeth. The sheet s is of such size and shape as to cover one side and the edges of the supplementary back A', and is attached at its edges to said supplementary back, preferably by nails or other suitable fastenings n, driven

into the edges of the back, as shown in Figs. 2 and 3.

If desired, a strong string or wire, w, may be passed around the edge of the supplementary back, to bind the sheet s to the edge of the back, between the nails or fastenings n; or the sheet s may be fastened entirely by such string or wire, without other fastening devices, the edge of the supplementary back being, preferably, grooved in such case, to form a channel for the string or wire and the interposed portion of the sheet s, as shown in Fig. 4.

When the sheet s has been secured to the supplementary back A', the latter is placed in the recess P, which is of such depth that its edges will project over and cover the fastenings of the sheet s, as shown in Fig. 3.

I prefer to apply glue, either to the inner surface of the supplementary back A', or the bottom of the recess P, or to both, before inserting the supplementary back into the recess, the glue serving to connect the supplementary back firmly to the back A, although this provision may not be necessary at all times, as the edges of the recess will hold the supplementary back with considerable firmness, the edges of the sheet s, compressed between the supplementary back and the edges of the recess, resisting the removal of the supplementary back from the recess.

By the described construction a neat, cheap, and durable brush is produced, in which no fastening devices are visible.

I claim as my invention—

A brush composed of a supplementary back, A', a sheet of elastic material, s, nailed or otherwise secured to the edges of the back A', and studded with wire teeth or points, and a back, A, having a recess, P, to receive the supplementary back A' and cover the fastenings and edges of the sheet s, the supplementary back A' being suitably secured to the back A, as set forth.

In testimony whereof I have signed my name to this specification in the presence of two subscribing witnesses.

DANIEL B. LOVEJOY.

Witnesses:

E. B. FAIRCHILD,
C. T. BROWN.