

W. J. MYERS.  
Sofa-Bedstead.

No. 203,289.

Patented May 7, 1878.

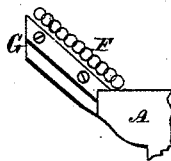
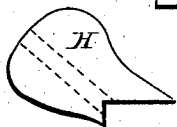
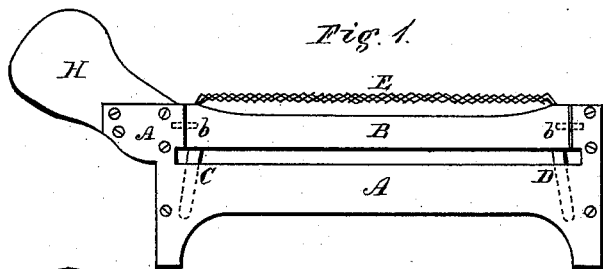
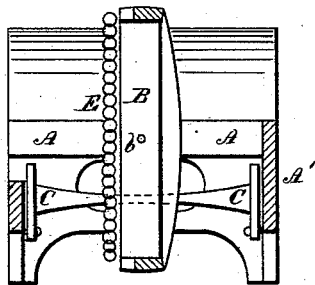


Fig. 4.



Witnesses.

Inventor.

George A. Stone  
Geo D Jewett

William J. Myers  
by Theo. G. Ellis,  
Attorney.

# UNITED STATES PATENT OFFICE.

WILLIAM J. MYERS, OF HARTFORD, CONNECTICUT.

## IMPROVEMENT IN SOFA-BEDSTEADS.

Specification forming part of Letters Patent No. **203,289**, dated May 7, 1878; application filed August 13, 1877.

*To all whom it may concern:*

Be it known that I, WILLIAM J. MYERS, of Hartford, in the county of Hartford and State of Connecticut, have invented certain new and useful Improvements in Bed-Lounges; and I do hereby declare that the following is a full, clear, and exact description thereof, whereby a person skilled in the art can make and use the same, reference being had to the accompanying drawing, and to the letters of reference marked thereon.

Like letters in the figures indicate the same parts.

My invention relates to bed-lounges in which the part to be slept upon is composed of interlocked coiled springs, forming the fabric known as "woven wire."

The object of my invention is to construct a lounge which can have the seat and arm of the usual rounded or curved form, as ordinarily upholstered, with volute springs, and which can be readily transformed into a flat bed and pillow for sleeping.

My invention consists in the construction and arrangement of the parts, as will be hereinafter described.

In the accompanying drawing, Figure 1 shows a front view of my improved bed-lounge. Fig. 2 shows the usual arm for the lounge removed from the pillow of woven-wire fabric, which is inclosed and concealed within it when the lounge is not used as a bed. Fig. 3 is a front view of the pillow with the arm removed. Fig. 4 is a section through the middle of the bed-lounge, showing the parts beyond. The seat is turned up at right angles, so as to show its operation.

A is the frame of the lounge, which is supported by legs, in the usual manner. To this is attached a permanent back upon the side A', if desired, although it is not essential to my invention. In the drawing the lounge is shown without a back.

B is a rotating or swinging frame, carrying the seat and bed upon its two opposite sides. It turns upon pins at its ends *b b*, which are supported upon the cross end bars of the stationary frame. It is so arranged that either side can be turned uppermost for use.

C and D are rocking struts, attached to the

stationary frame A, for the purpose of supporting the ends of the rotating frame B when either side is uppermost. When it is desired to turn it over, these struts are pushed back from under the part B, and replaced after the operation is performed.

E is the woven-wire fabric, stretched between the end bars of the rotating frame B. The opposite side of B is supposed to be upholstered, with the surface curved in the customary manner, as shown in the section, Fig. 4.

F is a web of woven-wire fabric, supported upon a frame, G, which is attached to or forms part of the stationary frame A. This web and its frame extend transversely across the bed-lounge, so as to form a pillow.

H is the arm of the lounge, which is made hollow, and adapted to slide over the frame G, so as to entirely cover and conceal it. As shown in the drawing, it is arranged so as to slide upon grooves at the ends of the frame. This arm is intended to be upholstered to correspond with the seat.

The operation of my invention is as follows: In its ordinary state, my improved lounge is used with the upholstered side of the frame B turned uppermost and the arm H placed over the pillow. In this position of the parts it presents the appearance of an ordinary lounge. When it is to be used as a bed, the struts C and D are turned back, the frame B rotated half-way round, the struts replaced under it, and the arm H removed from the pillow. It then becomes a woven-wire bed, having a flat surface, and also provided with a woven-wire pillow.

The frame B is securely held in position by the struts or supports C and D, so that no motion or shaking can take place. Other equivalent devices can, however, be used.

What I claim as my invention is—

The detachable arm H, sliding upon inclined grooves at its ends, for covering and concealing the wire pillow F G, substantially as herein described.

WILLIAM J. MYERS.

Witnesses:

THEO. G. ELLIS,  
GEO. B. JEWETT.