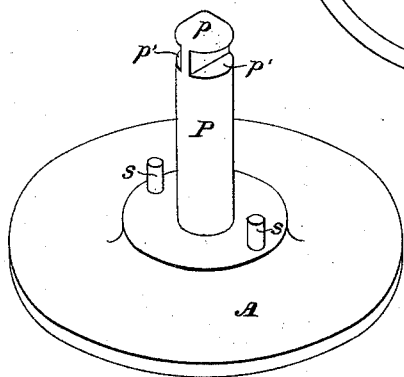
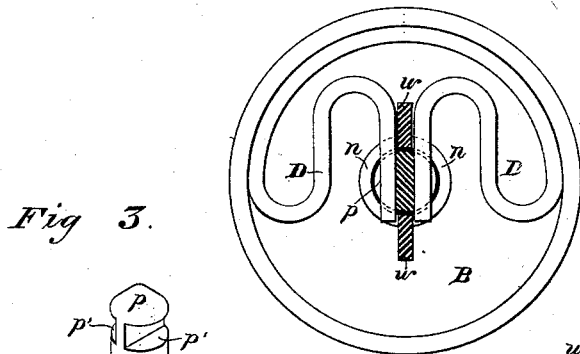
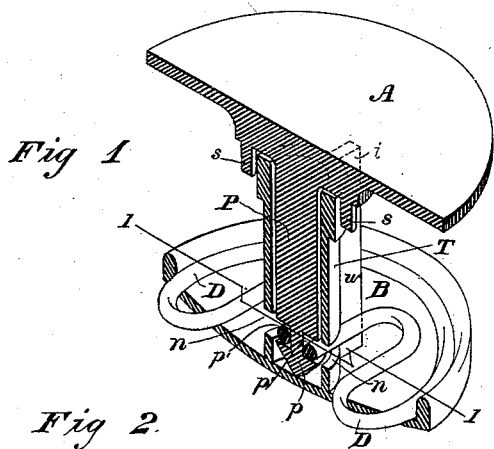


C. A. WOOD.
Sleeve or Collar Buttons.

No. 203,308.

Patented May 7, 1878.



WITNESSES

Wm. A. Skinkles.
Geo. W. Breck.

INVENTOR

CLARENCE A. WOOD.

By his Attorneys,

Baldwin, Hopkins, & Peyton

UNITED STATES PATENT OFFICE.

CLARENCE A. WOOD, OF WAPPINGER'S FALLS, NEW YORK.

IMPROVEMENT IN SLEEVE OR COLLAR BUTTONS.

Specification forming part of Letters Patent No. 203,308, dated May 7, 1878; application filed October 15, 1877.

To all whom it may concern:

Be it known that I, CLARENCE A. WOOD, of Wappinger's Falls, county of Dutchess, and State of New York, have invented a new and useful Improvement in Sleeve or Collar or Bosom Buttons or Studs, of which the following is a specification that will enable others skilled in the art to make and use the same, reference being had to the accompanying drawings, in which—

Figure 1 is a vertical sectional view, in perspective, of my stud complete; Fig. 2, a horizontal section of the same on the line 1 1 of Fig. 1; Fig. 3, a perspective view of the under side of the button-face, and Fig. 4 a similar view of the back.

I form my stud of two main parts, A and B, detachable from each other, as illustrated in Figs. 1 and 2.

One of these parts, A, consists of an ornamental button-face, having secured upon its back a post, P, and two pins or spurs, *s s*, on opposite sides of the post. On the outer end of this post a rounded or cone-shaped cap, *p*, is formed by cutting away the opposite sides of the post, and forming the slots *p' p'*, thus leaving a flat metal connection between the end of the post and the cap.

The other part, B, is composed of the ordinary rounded or saucer-shaped disk or button back, having a tube, T, projecting from the center of its inner face. This tube is of a size and length suitable to receive within it the post P of the part A, and it is notched on opposite sides, at *n n*, to receive the ends of the double clamping-spring D, which latter is properly secured to the inner face of the button back.

It will be observed that the ends of the spring entering the notches on opposite sides of the tube, project into the opening of the tube near its bottom, so as to partially close it.

The tube is provided with a longitudinal web or flange, *w*, on one side, or, if desired, there may be two of these webs opposite each other on the tube, and they will serve the purpose of strengthening the tube, and increasing the security of its attachment to the disk, and at the same time operate as stops for the pins or spurs *s s* of the part A, as will more particularly appear below.

The operation of my improved button or stud is as follows: The parts A and B being separate, the tube or the post, as the case may be, is inserted through the parts that are designed to be secured by the button. The post is then entered into the tube and the parts pressed together. On account of the fact that the ends of the double spring partly close the tube near its bottom, they form an obstruction to the complete entrance of the post; but the cap of the post being rounded or conical, as it is pressed into the tube it will cause the ends of the spring to spread, and the cap will pass them, when they will instantly contract or clamp together, and enter the recesses upon the opposite sides of the post, and thus hold the two parts of the button or stud firmly together.

When it is desired to separate these parts, the part A, which carries the post, is turned to the right or left until one or both of the pins or spurs *s s* strike one or both of the webs *w*. This rotary motion will cause the ends of the spring to spread apart, when the post can be readily withdrawn, and the two parts of the button thus disunited.

My button or stud can be made of different sizes and patterns, so as to be adapted to all the uses to which such articles are applicable.

Having thus described the construction and operation of my improved device, what I claim as my invention, and desire to secure by Letters Patent, is—

1. In a button or stud, the combination of the webbed or flanged tube T and the double spring D, adapted to work in opposite notches of the tube, for the purpose of holding the two parts of the button together, substantially as described.

2. In a button or stud, the combination of the flanged and notched tube, the double spring, and the notched and capped post and pins, substantially as described.

In testimony whereof I have hereunto subscribed my name.

CLARENCE A. WOOD.

Witnesses:

JAY C. HIGWELL,
HENRY E. COOK.