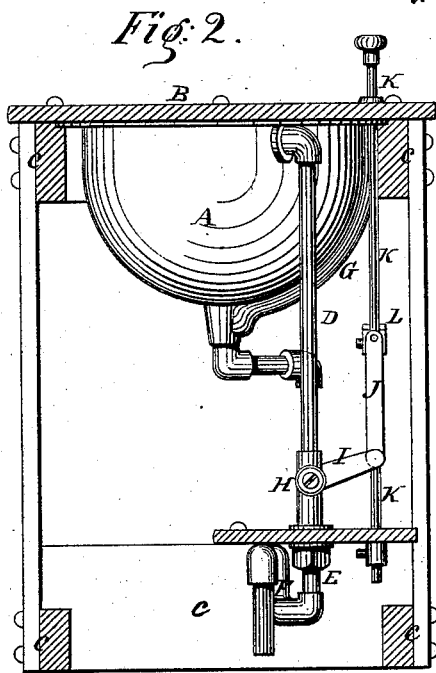
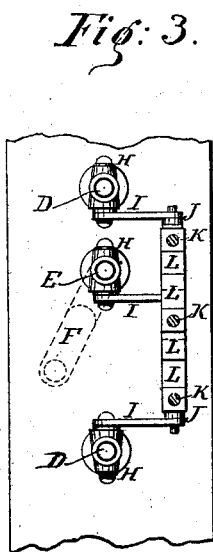
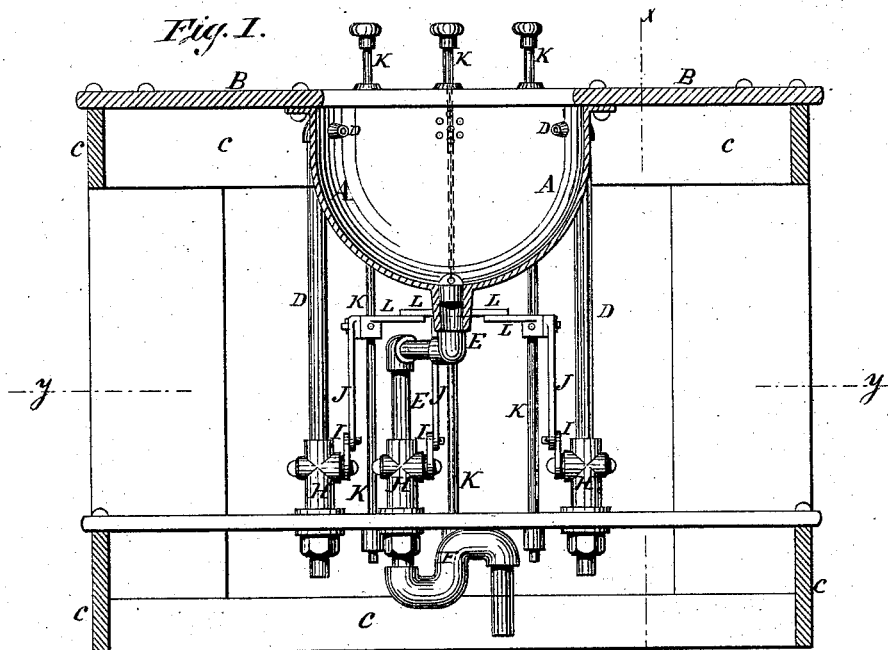


F. E. KERNOCHAN.  
Valve Attachment for the Pipes of Wash-Basins, &c.

No. 203,347.

Patented May 7, 1878.



WITNESSES:

*Achilles Schehl.*  
*C. Sedgwick*

INVENTOR:

*F. E. Kernochan*  
BY *Mumford*

ATTORNEYS.

# UNITED STATES PATENT OFFICE.

FRANCIS E. KERNOCHAN, OF PITTSFIELD, MASSACHUSETTS.

IMPROVEMENT IN VALVE ATTACHMENTS FOR THE PIPES OF WASH-BASINS, &c.

Specification forming part of Letters Patent No. **203,347**, dated May 7, 1878; application filed April 17, 1878.

*To all whom it may concern:*

Be it known that I, FRANCIS E. KERNOCHAN, of Pittsfield, in the county of Berkshire and State of Massachusetts, have invented a new and useful Improvement in Valve Attachments for the Pipes of Wash-Basins, &c., of which the following is a specification:

Figure 1 is a vertical section of a wash basin and stand to which my improvements have been applied. Fig. 2 is a vertical cross-section of the stand, taken through the line *x x*, Fig. 1. Fig. 3 is a horizontal section of the same, taken through the line *y y*, Fig. 1.

Similar letters of reference indicate corresponding parts.

The object of this invention is to furnish an improved attachment for the valves of the inlet and outlet pipes of wash-basins, baths, and other water-receivers, which shall be so constructed that the inlet pipe or pipes cannot be opened without at the same time opening the outlet-pipe, while allowing the outlet-pipe to be opened freely without opening either of the inlet-pipes, and which shall be simple in construction, inexpensive in manufacture, and will be an absolute protection against the escape of sewer-gas into the room and from the accidental overflow of water.

The invention consists in the combination of the washers or arms with the slide-rods that operate the valves of the inlet and outlet pipes of a wash-basin or other receiver, in such a way as to prevent either inlet-valve from being opened without opening the outlet-valve, while allowing the outlet-valve to be opened alone, as hereinafter fully described.

A represents a wash-basin. B represents the slab or table to which the basin A is attached, and C represents the frame or casing that supports the slab or table B and the basin A. D represents the inlet-pipes for cold and warm water. E represents the outlet-pipe, which is provided with a trap, F, in the usual way, and into which the overflow-pipe G leads.

In each of the pipes D E D is placed a valve, H, the plug of which is operated by a lever, I. To the levers I are pivoted the lower ends of the connecting-rods J, the upper ends of which are pivoted to collars attached to the slide-rods K, which work in guides attached to the stand C, pass up through the slab or table B, and have knobs attached to their upper ends for convenience in operating them.

To the rods K are attached washers or arms L of such a size that the washer or arm of the central rod K may overlap the washers or arms of the side rods K.

If desired, the rods K may be connected above the slab B, instead of below it, the point of connection being immaterial.

With this construction neither of the side rods K can be raised to open the valves of the inlet-pipes without at the same time raising the central rod K and opening the valve of the outlet-pipe E, so that it will be impossible for the water to overflow. With this construction, also, the central rod K can be raised to open the valve H of the outlet-pipe E, to discharge the water from the said basin, without opening either of the inlet-valves.

The upper ends of the inlet-pipes D may pass in through the side of the upper part of the basin A, as shown in Figs. 1 and 2; or they may pass up through the slab B, and be bent over to discharge the water into the said basin, no valve or faucet being required at their upper ends.

With this construction ordinary valves may be used in the pipes D E, so that the attachment may be applied at very little expense, or, in fact, with no increase of expense over that of the ordinary attachment.

I am aware that similar results have been produced by a compound valve for which Letters Patent No. 185,240 were issued to me December 12, 1876, and by another arrangement for which Letters Patent No. 176,774 were granted to John F. Corey, May 2, 1876, and assigned to me. These constructions I do not claim; but,

Having thus described my invention, what I claim as new, and desire to secure by Letters Patent, is—

The combination of the washers or arms L with the slide-rods K, that operate the valves H of the inlet and outlet pipes D E of a wash-basin or other receiver in such a way as to prevent either inlet-valve from being opened without opening the outlet-valve, while allowing the outlet-valve to be opened alone, substantially as herein shown and described.

FRANCIS EDWARD KERNOCHAN.

Witnesses:

ED. S. DAVENPORT,  
JOHN F. VAN DEUSEN.