

J. MARTIN.
Fastening for Horse-Collars.

No. 203,354.

Patented May 7, 1878.

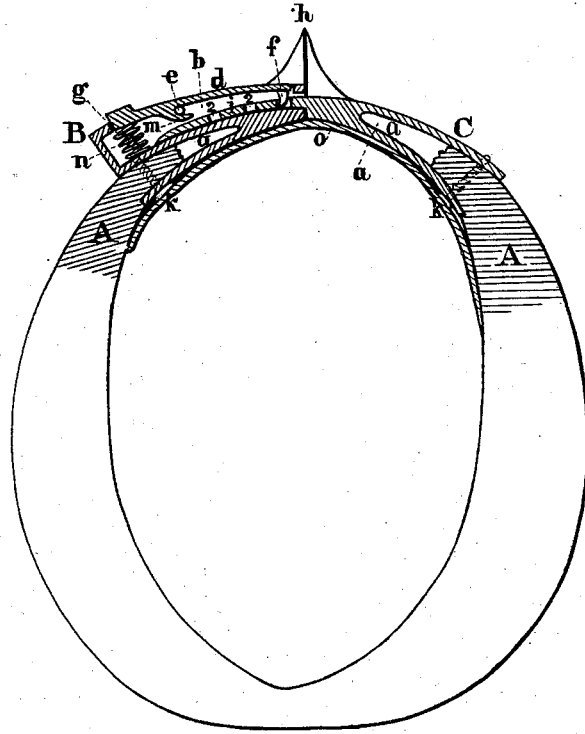


Fig. 1.

Vertical sec. on line "aa"
Fig. 2.

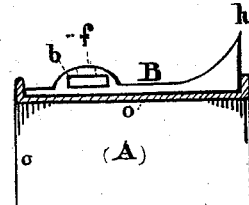


Fig. 3.

Vert. cross sec. on "bb" fig 2.

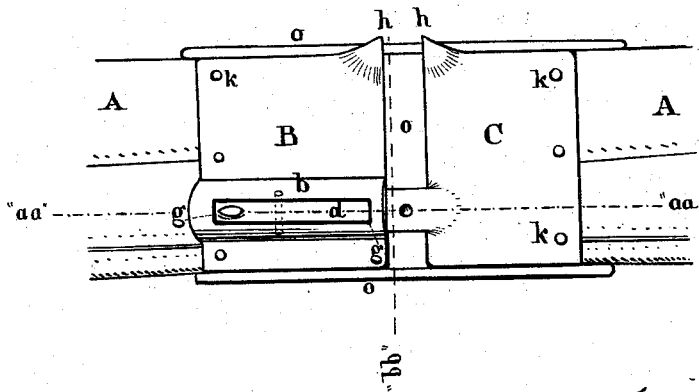


Fig. 2.

Witnesses

Mark H. Williamson
Luther Thurlow.

Inventor

James Martin.
by E. Thurlow, Atty. in fact.

UNITED STATES PATENT OFFICE

JAMES MARTIN, OF PEORIA, ILLINOIS, ASSIGNOR OF ONE-HALF HIS RIGHT
TO J. PERRIN JOHNSON, OF SAME PLACE.

IMPROVEMENT IN FASTENINGS FOR HORSE-COLLARS.

Specification forming part of Letters Patent No. 203,354, dated May 7, 1878; application filed
August 15, 1877.

To all whom it may concern:

Be it known that I, JAMES MARTIN, of the city of Peoria, in the county of Peoria, in the State of Illinois, have invented an Improvement in Horse-Collar-Finishing Trimming or Clasp; and do hereby declare that the following is a full, clear, and exact description thereof, reference being had to the annexed drawings, making a part of this specification, in which like letters of reference refer to like parts, and in which—

Figure 1 represents a vertical section; Fig. 2, a superficial or top view; Fig. 3, a vertical cross-section.

A tongue on one division of said clasp enters a recess in the other division, where it is detained by a spring-detent, made adjustable, if desired—*i. e.*, with several holes, notches, &c., for the retention of said tongue. The recess for the catch or spring-detent forms the rear side of the hollow in the upper surface of the clasp, in which the hame-straps rest, the opposite side of said hollow being formed by a vertical peak or projection of one or both divisions of the clasp in front or forward edge of said clasp.

One of the forms in which I make this clasp or collar-finishing trimming is as follows: A A are the two sides of the collar, each inserted in one of the sockets *a* (designed for that purpose) in the clasp B C. B is one-half of said clasp, provided with socket or recess *a* for the reception of the end of the collar (rim and bulge) A in which it is firmly secured by means of screws *k*, which pass completely through both collar and clasp. The joint where the clasp meets its fellow C is straight from front to rear, and rises forward into a peak, *h*, designed to prevent the hames from passing forward off of the collar. On the rear edge of this division B of the clasp is a socket, *b*, to receive the tongue *i* of the other division of the clasp C, said socket causing a rising of the clasp at this place, and forming, in conjunction with the peak *h*, the hame-strap hollow. A slot, *g*, in the vault or ceiling of this socket *b* is filled by a pivoted catch, *d*, pivoted so as to fill said slot entirely on a cross-pin, *e*, set in the sides of the socket *b*, said catch being retained by means of a tongue, *m*, which passes below said pin, so as to form a crotch. A spiral spring, *n*, is placed beneath the inner

end of said catch *d*, which forces the outer end of the catch downward, so as to rest the head or hook *f* of the same upon the floor of said socket, ready to rise when the wedge-shaped end of the tongue *i* is inserted into said socket, and immediately fall into one of the holes for that purpose in said tongue; C, the other division of the clasp, like the other in all respects, save the socket which receives the tongue. The latter (tongue) projects from the straight front edge of said clasp C, wedge-fashioned at its point, and provided with adjusting-holes 2 2, &c., to receive the catch *i*. It is fastened to the collar exactly as is the case with its fellow division B. Beneath both of these is placed a pad, *o*, or leather flap, its lower end being sewed to one side of the collar A, and designed to prevent the abrasion of the neck of the draft-animal.

The advantages of this invention are obvious: First, such clasp enables a collar to be instantaneously clasped or fastened on the animal's neck; second, it is adjustable, similar to other fastenings, to thicker or thinner necks; third, there can be no galling of the neck from cutting by means of the hame-straps or collar-straps; fourth, the hames cannot slip forward by reason of the peak *h*; fifth, the collar-joint cannot twist when thus fastened, or get out of shape, or become worn through by the hame-straps.

What I claim as my invention is—

1. A metal clasp for a horse-collar having the hollow or saddle which receives the hame straps or fastenings of the hames formed in front by a peak, *h*, or projection, and the rear part of said hollow formed by the tongue or catch-socket *b*, substantially as and for the purposes described.

2. The combination of the clasp B, having pivoted spring-catch *d* set in the slot *g* in the surface of clasp, and perforated tongue *i* and clasp C, both clasp-divisions separating vertically down the peak *h*, substantially as and for the purposes described.

In testimony that I claim the foregoing collar-clasp for horse-collars I have hereunto set my hand this 18th day of July, A. D. 1877.

JAMES MARTIN.

Witnesses:

LUTHER THURLOW,
HENRY W. WELLS.