

S. P. COX.
Locket.

No. 203,425.

Patented May 7, 1878.

Fig. 1.

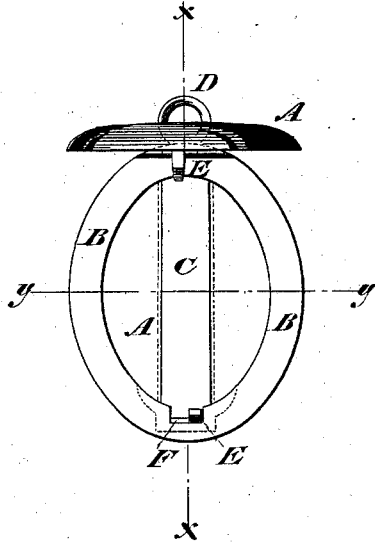


Fig. 2.

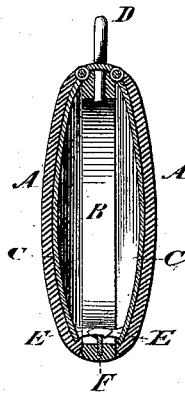


Fig. 3.

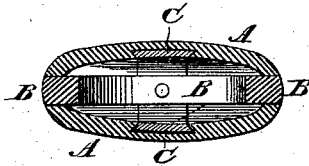



Fig. 4.



WITNESSES:
J. A. Duval
C. Sedgwick

INVENTOR:
S. P. Cox
BY *Munn & Co.*
ATTORNEYS.

UNITED STATES PATENT OFFICE.

STEPHEN P. COX, OF BROOKLYN, ASSIGNOR TO COX & SEDGWICK, OF
NEW YORK, N. Y.

IMPROVEMENT IN LOCKETS.

Specification forming part of Letters Patent No. 203,425, dated May 7, 1878; application filed
March 5, 1878.

To all whom it may concern:

Be it known that I, STEPHEN P. COX, of Brooklyn, in the county of Kings and State of New York, have invented a new and Improved Locket, of which the following is a specification:

Figure 1 represents my improved locket with one side opened. Fig. 2 is a longitudinal section of the same closed, taken through the line *xx*, Fig. 1. Fig. 3 is a cross-section of the same, taken through the line *yy*, Fig. 1. Fig. 4 is a side view of the same closed.

Similar letters of reference indicate corresponding parts.

The object of this invention is to furnish improved lockets made of stone, jet, and other materials, but especially of stone, which shall be so constructed that no metal will be visible except the loop or eye to receive the guard, and which shall be simple in construction, neat and beautiful in appearance, and not liable to get out of order.

The invention consists in the combination of the hinged dovetailed strips of metal with the eye or loop, the central ring, and the grooved inner surfaces of the side plates, as hereinafter fully described.

A are the side plates of the locket, which are made of concavo-convex form, and may be oval, circular, or of other shape, as may be desired. The edges of the side plates A shut down against and fit upon the side edges of a

central ring, B. The inner surfaces of the plates A have dovetailed grooves formed in them to receive the dovetailed strips of metal C, which are hinged at one end to the base of the eye or loop D that receives the guard, and to which the central ring B is attached by a pin or rivet. To the free ends of the metal strips C are attached catches E, to enter a notch in the inner surface of the central ring B, and catch upon a piece of metal, F, placed in a groove in the said inner surface of the said central ring B.

With this construction the locket, when closed, will present a smooth surface of stone, except the eye or loop D, to which the guard is attached, and at the same time the locket will be firm and strong, and not liable to get out of order.

Having thus fully described my invention, I claim as new and desire to secure by Letters Patent—

The combination of the hinged dovetailed strips of metal C with the eye or loop D, the central ring B, and the grooved inner surfaces of the side plates A A, substantially as herein shown and described.

STEPHEN P. COX.

Witnesses:

JAMES T. GRAHAM,
C. SEDGWICK.