

J. SOLTER.
Sheet-Metal Can.

No. 203,506.

Patented May 7, 1878.

FIG. I.

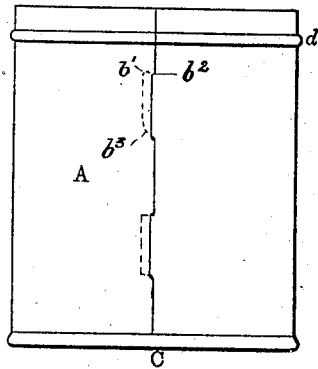


FIG. II.

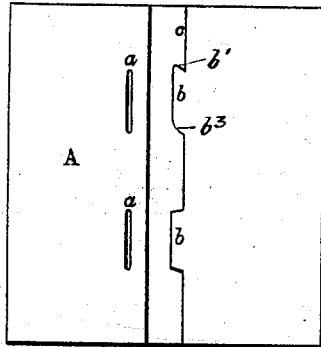
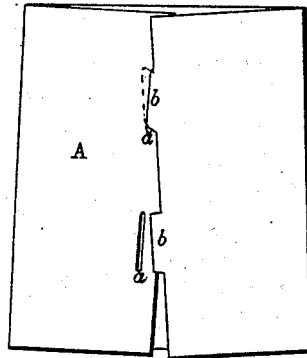


FIG. III.



— WITNESSES —

S. Buckingham
V. C. Dutton

— INVENTOR —

John Solter
by W. P. Howard
Attor.

UNITED STATES PATENT OFFICE.

JOHN SOLTER, OF BALTIMORE, MARYLAND.

IMPROVEMENT IN SHEET-METAL CANS.

Specification forming part of Letters Patent No. **203,506**, dated May 7, 1878; application filed April 13, 1878.

To all whom it may concern:

Be it known that I, JOHN SOLTER, of the city of Baltimore and State of Maryland, have invented certain Improvements in Sheet-Metal Boxes, of which the following is a specification; and I do hereby declare that in the same is contained a full, clear, and exact description of my said invention, reference being had to the accompanying drawing, and to the letters of reference marked thereon.

This invention relates to certain improvements in the construction of that class of sheet-metal boxes whose seams are formed without the aid of solder; and consists in forming in and upon the sheet of metal constituting the body of the box certain slots and projections, by means of which said body is held together or in shape, as hereinafter described.

In the drawing forming a part hereof, Figure 1 is an exterior view of a completed box. Fig. 2 is an exterior view of the body of the box extended sufficiently to show the means of attachment. Fig. 3 is a view showing the mode of attachment.

Similar letters of reference indicate similar parts in all the figures.

A is the body of the box, consisting of a rectangular sheet of metal. Near one of its ends it is provided with slots *a*, the other end of the body having projections *b*. These slots and projections are stamped out by machinery. The upper edge of one of the projections *b* is cut at less than a right angle to the edge *c* of

the body, the lower edge, *b*³, of the projection being rounded. The rounding of the said edge facilitates the entrance of the projection to the slot, as will be seen by reference to Fig. 3. The point *b*¹ of the upper projection *b*, when in place, is above the highest point, *b*², of the slot *a*, and effects a secure fastening.

Both of the projections *b* may be shaped as the upper one is here shown; but this I do not deem necessary, as the body is held to its shape by the bottom C.

After the body is formed in the manner described, the bottom C is placed thereon and crimped, and the bead *d* formed in the usual way.

Having described my invention, I claim as new and wish to secure by Letters Patent of the United States—

The box-body A, formed of a rectangular sheet of metal having slots *a* near one end, and projections *b* at the other end thereof, one or more of said projections having a point, *b*¹, and a rounded portion, *b*³, which point *b*¹, when the body is formed, stands above the highest part, *b*², of the slot *a*, and effects a fastening, substantially as set forth.

In testimony whereof I have hereunto subscribed my name this 29th day of March, in the year of our Lord 1878.

JOHN SOLTER.

Witnesses:

W. W. WHARTON,
JNO. T. MADDOX.