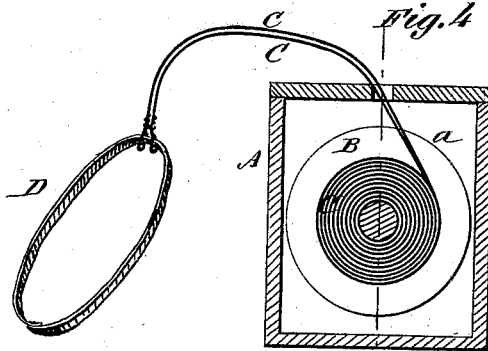
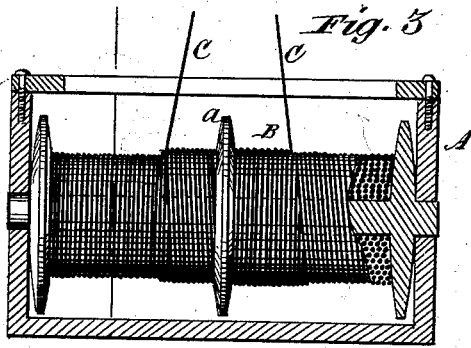
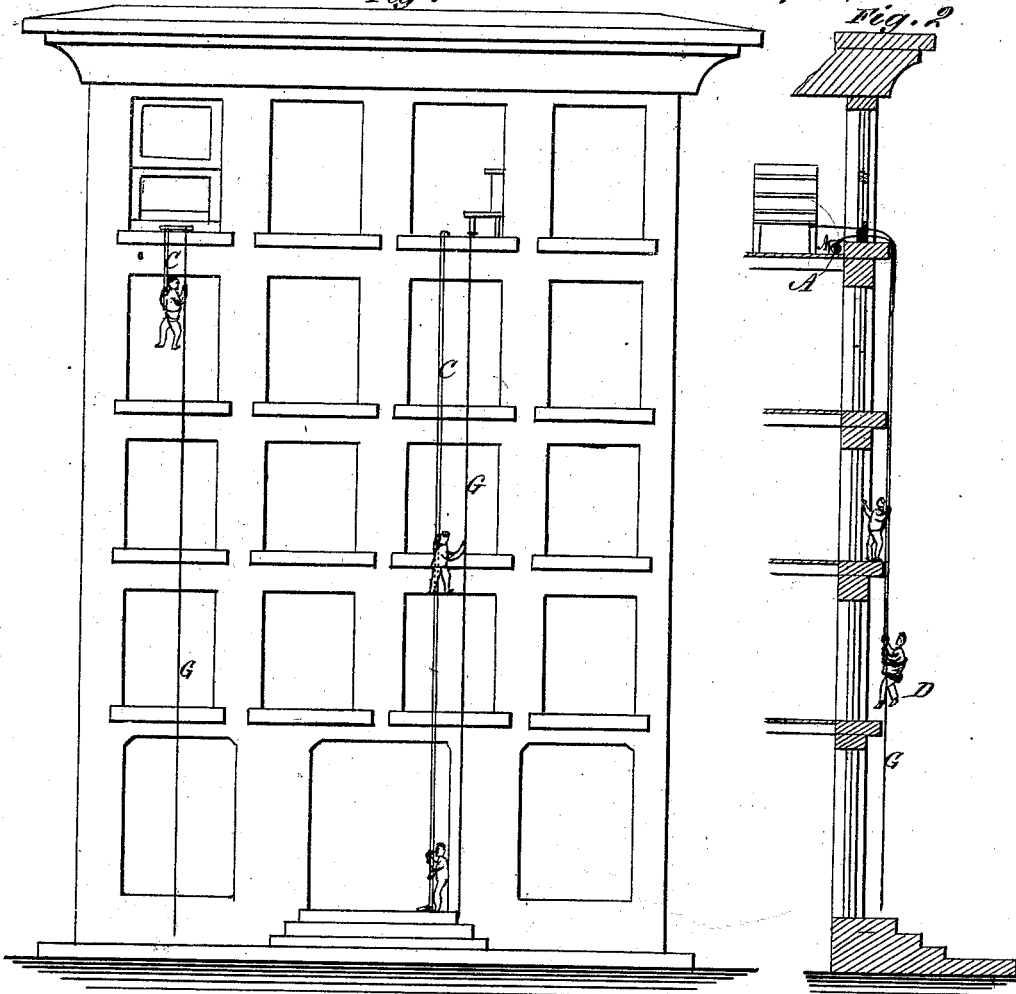


F. G. BRYANT.  
Fire-Escape.

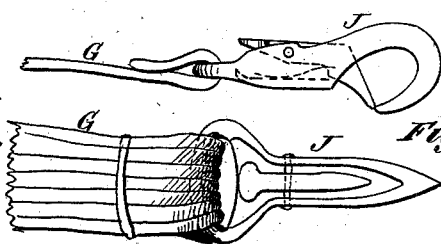
No. 203,587. *Fig. 1*

Patented May 14, 1878.



WITNESSES:

*C. Neveux*  
*Edgar Tate*



INVENTOR:  
*F. G. Bryant*  
BY *M. M. H. Co.*

ATTORNEYS.

# UNITED STATES PATENT OFFICE.

FRANCIS G. BRYANT, OF SEATTLE, WASHINGTON TERRITORY.

## IMPROVEMENT IN FIRE-ESCAPES.

Specification forming part of Letters Patent No. 203,587, dated May 14, 1878; application filed November 8, 1877.

*To all whom it may concern:*

Be it known that I, FRANCIS G. BRYANT, of Seattle, in the county of King, Washington Territory, have invented a new and Improved Fire-Escape, of which the following is a specification:

This invention relates to means for allowing persons to safely escape from the windows of burning buildings; and the nature of my invention consists in the employment of two wires, which are of sufficient length to reach from an upper-story window of a building to the ground, and which are attached to a flanged winding drum or reel, and also to a belt for the body of the person, in combination with a rope or webbing, which is provided with a snap-hook or its equivalent on one end for attaching it to any object in the room, said rope or webbing being of sufficient length and strength to support a person descending from an upper story to the ground, as will be hereinafter explained.

In the annexed drawings, Figure 1 is a front elevation of a building having my improved fire-escape applied to it. Fig. 2 is a vertical section through the front of a building, showing the manner of suspending the rope or webbing. Fig. 3 shows the wire wound upon its flanged drum. Fig. 4 is a cross-section of Fig. 3. Figs. 5 and 6 show the fastening which is attached to the rope or webbing.

Similar letters of reference indicate corresponding parts.

In a suitable receptacle made beneath the window-sill of the upper story of a building I locate or make fast a box, A, having a removable cover or slide. In this box I arrange a flanged drum or reel, B, on each side of the middle of the length of which wires C C are wound, separated from each other by means of the intermediate flange *a*. (Shown in Fig. 3.)

I prefer to use copper wire, although any kind of wire may be adopted.

The two wires C are of equal length, and they should be of sufficient length to reach the ground, whatever might be the height of the window where the box A and its reel are located. To the lower ends of the wires C C I securely attach a girth, D, which is adapted to receive and hold a person safely.

I shall use in addition to the girth D another strap for securing the person to the wires. I use wires in preference to ropes for the reason that I can obtain all the strength required with an economy of space to assist a person in his descent.

G designates a rope or webbing of sufficient length to reach from the window of an upper story to the ground. This rope or flat webbing is provided on one or both ends with a snap-hook, J, or its equivalent, the design of which is to enable a person to attach the rope or webbing to any object in a room which will safely hold it. It is by means of this rope or webbing that a person can let himself down to the ground after attaching himself to the wires C, as above specified.

The working of the wires against the edges of the slot in the top of the box through which it passes, and against the window-frame over which it passes, produces sufficient friction to enable a gradual descent to be made.

Having thus described my invention, what I claim as new, and desire to secure by Letters Patent, is—

The combination of box A, reel B, wires C C, girth D, and rope G, as shown and described.

FRANCIS G. BRYANT.

Witnesses:

LAWRENCE S. BOOTH,  
U. M. RASIN.