

W. J. BODA.

Frame for Supporting Wire-Mattresses.

No. 203,700

Patented May 14, 1878.

Fig. 1.

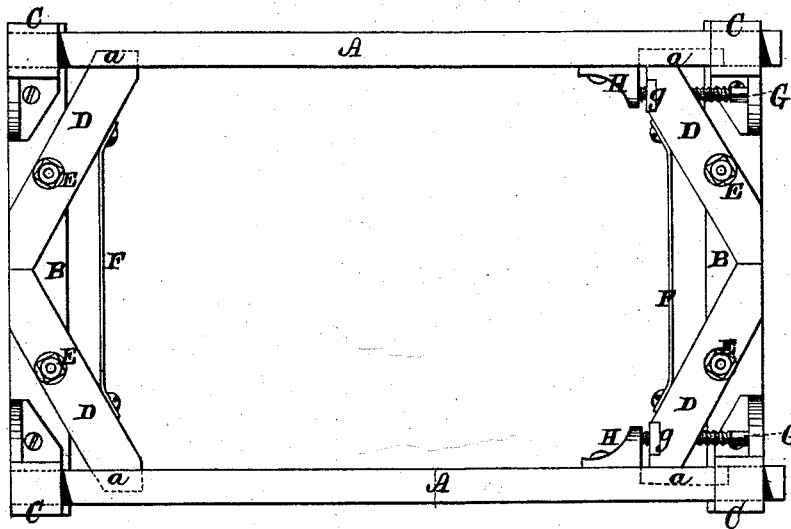


Fig. 2.

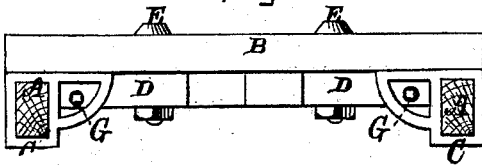
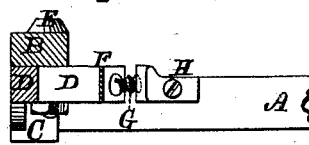


Fig. 3.



WITNESSES-

James E. Hutchinson
Henry C. Hazard

INVENTOR-

W. J. Boda, by
Purdell & Co. his Attys.

UNITED STATES PATENT OFFICE.

WILLIAM J. BODA, OF COLUMBUS, OHIO.

IMPROVEMENT IN FRAMES FOR SUPPORTING WIRE MATTRESSES.

Specification forming part of Letters Patent No. **203,700**, dated May 14, 1878; application filed November 21, 1877.

To all whom it may concern:

Be it known that I, WILLIAM J. BODA, of Columbus, in the county of Franklin, and in the State of Ohio, have invented certain new and useful Improvements in Frames for Wire Mattresses; and do hereby declare that the following is a full, clear, and exact description thereof, reference being had to the accompanying drawings, making a part of this specification, in which—

Figure 1 is a plan view of the lower side of my device. Fig. 2 is an end elevation of the same, and Fig. 3 is a section on line *x x* of Fig. 1.

Letters of like name and kind refer to like parts in each of the figures.

The design of my invention is to enable the fabric of a woven-wire mattress to be securely and uniformly sustained at every point of its attachment to the frame; to which end it consists in a frame for a woven-wire mattress having its cross-bars for the attachment of the fabric trussed, in the manner and for the purpose substantially as hereinafter specified.

In the annexed drawings, A and A represent two rails, which are arranged in parallel lines, and are connected together at each end by means of a cross-bar, B, that at each end, upon its lower side, is provided with a metal loop or housing, C, which corresponds to the transverse size and dimensions of one of said rails A, and loosely embraces the end of the same.

To the lower side of each cross-bar B are secured two brace-bars, D, each of which extends diagonally from the longitudinal center of said bar outward and toward the longitudinal center of the contiguous rail A, and has its outer end contained within a recess, *a*, (shown by dotted lines of Fig. 1,) that is provided in said rail.

A bolt, E, passing vertically through the cross-bar B and brace D, near the longitudinal center of the latter, confines said parts, together with the inner ends of the braces, in contact, while a metal bar, F, secured at its

ends upon the inner faces of said braces near their outer ends, causes the latter to maintain their relative positions.

In order that the cross-bars B may be moved apart for the purpose of stretching taut the wire fabric attached thereto, the recesses *a* at one end of the frame are lengthened outwardly, so as to permit the ends of the braces D to move in such direction, and within each of said brace ends is fitted a nut, *g*, which receives and contains a screw, G, that is parallel with the rails A.

Upon the inner face of each rail A is secured a metal lug, H, which receives the inner end of the contiguous screw G, and against which the latter may be caused to bear. If, now, the screws G are turned inward by means of a wrench applied to their outer ends, they will cause the brace-bars D and cross-bar B to move outward, so as to increase the tension of a wire fabric attached to and extending between the latter and the fixed cross-bar at the opposite end of the frame.

The brace-bars D and tension bar or rod F operate as a truss to strengthen and sustain the central portion of each cross-bar, and thereby prevent the latter from being sprung inward by the excessive pressure caused at such point by the wire fabric, by which means the tension of the latter is rendered uniform at all points between its side edges.

Having thus fully set forth the nature and merits of my invention, what I claim as new is—

As an improvement in frames for woven-wire mattresses, a cross-bar for receiving the end of the fabric, trussed, in the manner and for the purpose substantially as specified.

In testimony that I claim the foregoing I have hereunto set my hand this 29th day of October, 1877.

WILLIAM J. BODA.

Witnesses:

A. Z. BODA,
E. L. DEWITT.