

C. H. PIERSON & C. W. FERGUSON.
Nutmeg-Grater.

No. 203,767.

Patented May 14, 1878.

Fig. 1.

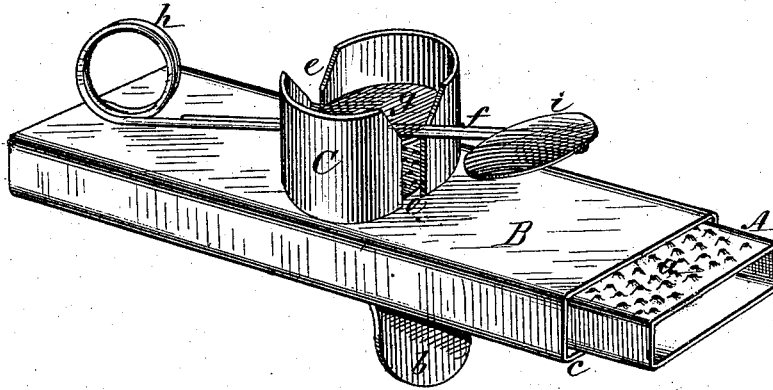


Fig. 2.

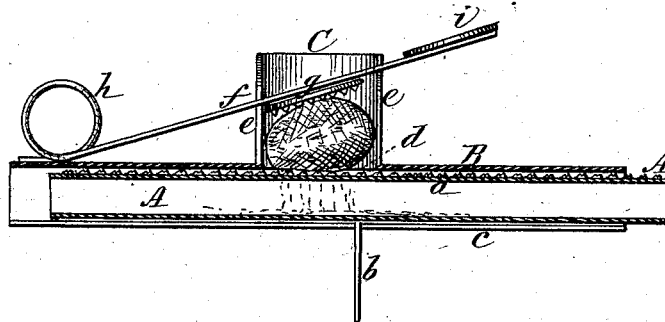
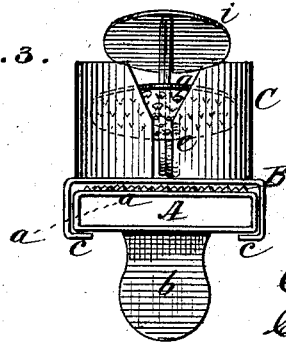


Fig. 3.



Attest:
H. B. Besme.
Floyd Harris

Chas. H. Pierson
Chas. W. Ferguson
Inventors

By: Johnson & Johnson
Attys

UNITED STATES PATENT OFFICE.

CHARLES H. PIERSON AND CHARLES W. FERGUSON, OF JANESVILLE, WIS.

IMPROVEMENT IN NUTMEG-GRATERS.

Specification forming part of Letters Patent No. **203,767**, dated May 14, 1878; application filed April 9, 1878.

To all whom it may concern:

Be it known that we, CHARLES H. PIERSON and CHARLES W. FERGUSON, of Janesville, in the county of Rock and State of Wisconsin, have invented certain new and useful Improvements in Nutmeg-Graters; and we do hereby declare that the following is a full, clear, and exact description thereof, which will enable others skilled in the art to which it appertains to make and use the same, reference being had to the accompanying drawings, and to letters of reference marked thereon, which form a part of this specification.

The title clearly indicates the nature and object of the invention.

Referring to the drawings, Figure 1 represents a view in perspective of a nutmeg-grater embracing my invention; Fig. 2, a vertical longitudinal section, and Fig. 3 an end view.

The grater proper or trough A is a long flat box, open at both ends, and provided with a top perforated grating-surface, *a*, through which the grated nutmeg falls into said trough. This trough is provided with a handle, *b*, by which to manipulate it in the carrying-case B, which carrying-case is preferably a tin plate bent into box-like form, and open at both ends and the bottom, but having ways *cc*, on which the trough slides, and which prevent said trough from flying its work. Near the middle of the top of this carrying-case B is the hole *d*, by which the nutmeg is brought in contact with the grater-surface *a* of the slide-trough. The hole *d* is walled in by a nut-holder, C, the wall whereof is cut by opposite slots *ee*, to admit the rod *f*, which carries the nut-presser *g* within the nut-holder. This rod *f* is fastened at one end of the case (the end toward the person of the user) by a coiled spring, *h*, while at its other end there is a thumb or finger piece, *i*, the rod and its spring being for practical purposes of the same piece of metallic wire. The nut-presser *g* is punched like the grating-surface *a*, in order to form a hold or grasp for the nutmeg.

Now, by placing the nutmeg in its holder C, which may be effected by lifting the rod *f* until there is room to admit it, and pressing upon the thumb or finger piece with one hand while manipulating the trough-grate with the other, the grated nutmeg falls into the trough, from which it may be emptied through either open end.

By this construction the carrying-rod for the nutmeg-presser crosses the nutmeg-holder, leaving the projecting end of said carrying-rod in better position to receive the pressure of the finger, while the spring exerts a constant pressure upon the presser to keep the nut in place when the grater is not in use.

The construction of the pressure-spring, consisting of the coil fastened to the carrying-case and the long rod passing through the slotted holder and terminating in the finger-piece, gives not only the advantage of a continuous direct pressure, but operates as a lever. It also permits of an easier manipulation, since the fingers or thumb are not stretched and cramped or inconvenienced by the grasp; nor can the finger-piece rest upon the top of the holder in pressing it down. The long spring-rod gives a stronger pressure than a coil within the holder can. This arrangement of the spring, moreover, allows the use of a holder open at its outer end, and thus gives greater convenience in inserting the nutmeg.

We claim—

In a nutmeg-grater, the presser-carrying spring-rod *f h*, arranged to cross slots *ee* in the holder C, and provided with a finger-piece, *i*, at one side of said holder, as and for the purpose set forth.

In testimony that we claim the foregoing we have affixed our signatures in the presence of two witnesses.

CHARLES H. PIERSON.
CHARLES W. FERGUSON.

Witnesses:

COLLIN C. MCLEAN,
H. MCELROY.