

J. McKIBBEN.
Bridle and Halter.

No. 203,929:

Patented May 21, 1878.

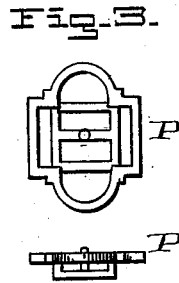
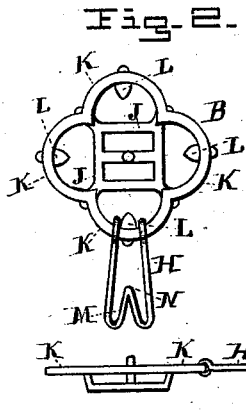
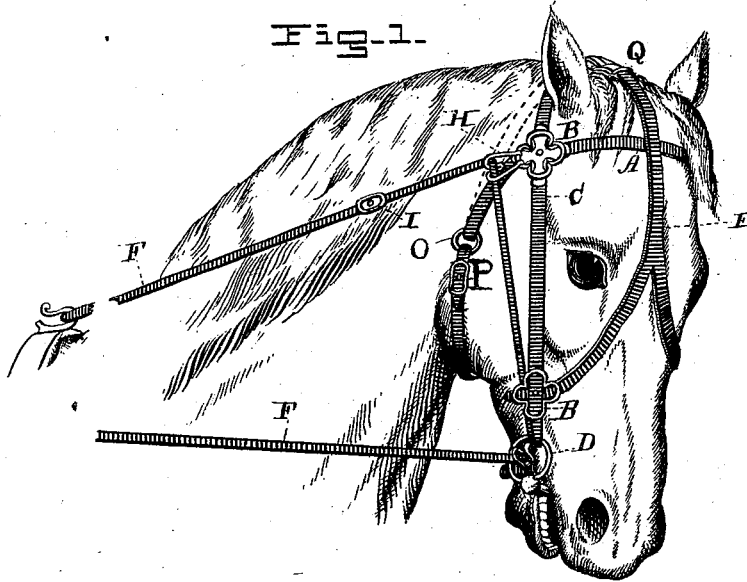


Fig-5.

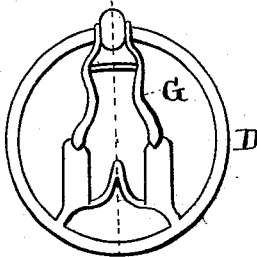


Fig-6.

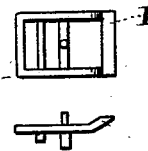
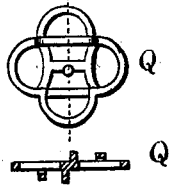


Fig-4.



WITNESSES:

H. B. Brown
Albin M. Long

INVENTOR:

J. McKibben

A. A. Abbott

ATTORNEY.

UNITED STATES PATENT OFFICE.

JOHN MCKIBBEN, OF LIMA, OHIO.

IMPROVEMENT IN BRIDLES AND HALTERS.

Specification forming part of Letters Patent No. 203,929, dated May 21, 1878; application filed December 20, 1877.

To all whom it may concern:

Be it known that I, JOHN MCKIBBEN, of Lima, in the county of Allen and State of Ohio, have invented certain new and useful Improvements in Bridles and Halters; and I do hereby declare that the following is a full, clear, and exact description thereof.

This invention is in the nature of certain improvements in harness-hardware; and the invention consists in castings or buckles of peculiar construction used for joining the straps of bridles and halters without sewing or riveting; also, in a check-rein attachment, all of which will be hereinafter more fully set forth.

In order to enable others skilled in the art to which my invention appertains to make and use the same, I will now proceed to describe its construction and arrangement of parts, reference being had to the accompanying drawing, which forms a part of this specification, and in which—

Figure 1 is a view of a horse's head with a bridle, showing my buckles and check-rein attachment. Fig. 2 is a plan and side view of my buckle and check-rein attachment. Figs. 3, 4, 5, and 6 are views showing castings that are used with my improvement.

A denotes the brow-strap, passing through my buckle B and extending around, forming the throat-latch or billet of one continuous strip of leather.

The cheek-strap C may also be one strip of leather, extending from the bit-ring D over the head and down to the other bit-ring D, (not shown in drawing,) passing on between or under the plates or bars of buckles B.

E is the face-strap, the upper end of which is secured to the head piece or strap, passing down between the eyes, then extended to the cheek-straps C, as shown, and secured by the buckles B a suitable distance above the bit-ring D.

F F denote the check and driving reins. The driving-rein passes through the loop G of the bit-ring D, then up through the attachment H of the buckles B, and is then secured by a buckle, I, to the check-rein, as shown in Fig. 1 of drawing.

One end of the throat-latch, after passing around, forming the brow-band, is provided with a loop and ring, O. The other end is pro-

vided with a buckle, P. The end of the strap is first passed through the buckle and then through the ring O, after which it is passed back to the buckle and secured.

The throat-latch may, instead of passing around, forming the brow-strap A, be passed up through the loop at the end of the brow-band over the head, as shown by dotted lines.

In constructing the buckle B, the center plate J may be slotted, as shown, if desired. This center plate is provided with loops K, which are connected at the outer angle of the center frame and center plate J. The pins L of the loops K may be placed on the center plate or on outer bars of the center frame, if desired.

The check-rein attachment H is secured to the loops K of the buckles B by bending the two ends around the loop, as shown. The loop M, through which the check-rein passes, is formed by bending the point N around and up between the two sides of the attachment, as shown in Fig. 2 of drawing.

The buckle Q is used to fasten the upper end of the face-strap E to the head-piece between the ears, as shown in Fig. 1 of drawing.

Having thus fully described my invention, what I claim as new, and desire to secure by Letters Patent, is—

1. The hereinbefore-described buckle B, consisting of the center plate J, loops K, and pins L, for fastening straps in bridles and halters, substantially as described.

2. The combination of the hereinbefore-described buckles B, for fastening straps of bridles and halters, with the check-rein attachment H, provided with a loop, M, substantially as shown and described.

3. The combination, in a bridle, of the straps A C E F, substantially as described, with the buckles B, check-rein attachment H, buckles I P Q, and bit-ring D, all constructed and arranged in the manner shown and described.

In testimony that I claim the above in the presence of two witnesses, thereto attesting by writing their names, I hereunto subscribe my name.

J. MCKIBBEN.

Witnesses:

W. K. BOONE,
EDWARD P. KING.