

F. RATCLIFF.
Flower-Vase.

No. 203,939.

Patented May 21, 1878.

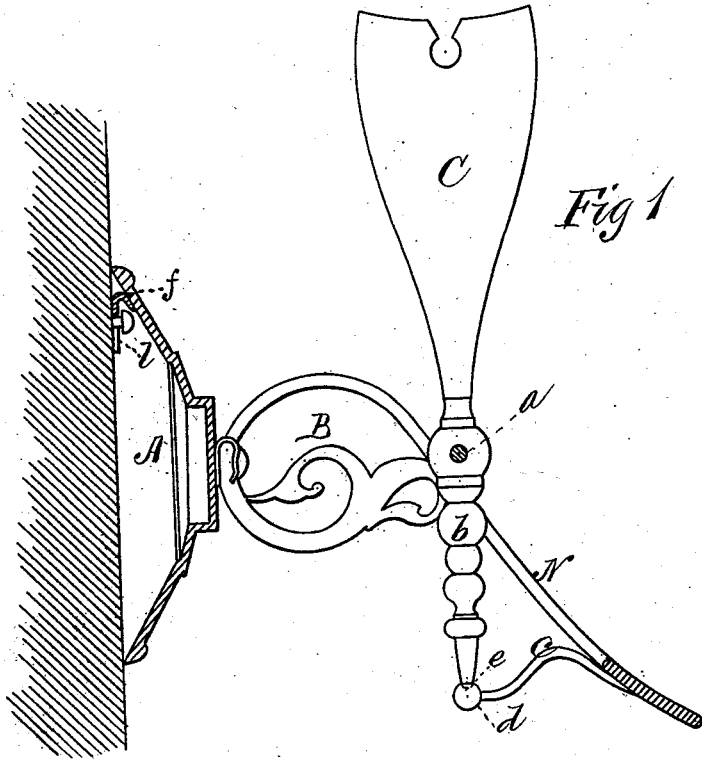


Fig 1

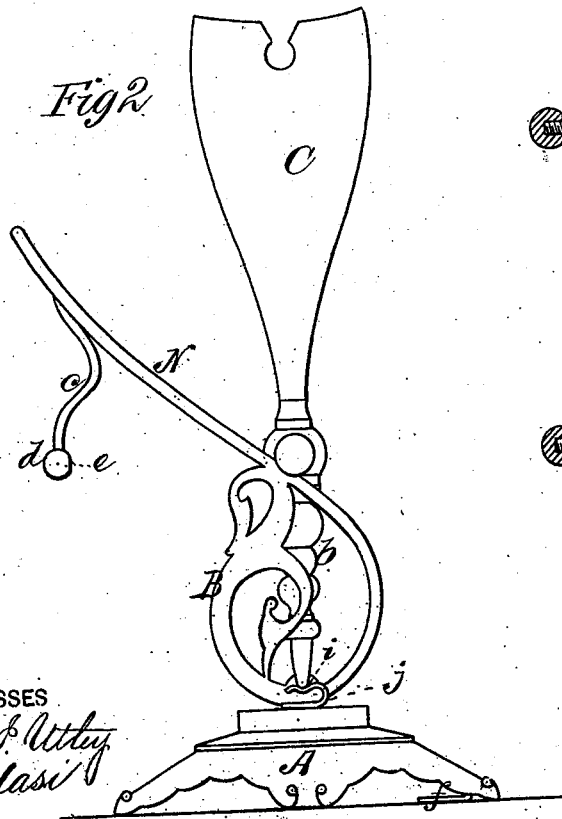


Fig 2

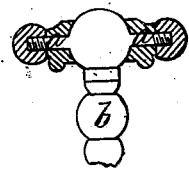


Fig 3




Fig 4

WITNESSES
Mary J. Utley
A. Bellasi

INVENTOR
Frederick Ratcliff
by *E. W. Anderson*
ATTORNEY.

UNITED STATES PATENT OFFICE.

FREDERICK RATCLIFF, OF MERIDEN, ASSIGNOR TO DERBY SILVER COMPANY,
OF DERBY, CONNECTICUT.

IMPROVEMENT IN FLOWER-VASES.

Specification forming part of Letters Patent No. 203,939, dated May 21, 1878; application filed
October 20, 1877.

To all whom it may concern:

Be it known that I, FREDERICK RATCLIFF, of Meriden, in the State of Connecticut, have invented a new and valuable Improvement in Upright and Bracket Vases Combined; and I do hereby declare that the following is a full, clear, and exact description of the construction and operation of the same, reference being had to the annexed drawings, making a part of this specification, and to the letters and figures of reference marked thereon.

Figure 1 of the drawings is a representation of a side view, partly in section, of my improved flower-vase applied to a wall. Fig. 2 is a side view of the same used as an upright vase, and Figs. 3 and 4 are detail views.

This invention has reference to improvements in vases or cups for holding flowers.

The object of the invention is to devise a vase which may be used either as a table ornament or as a bracket-vase to be hung against a wall.

The nature of the invention consists in a vase journaled in uprights secured to a suitable base, and provided at its lower end with an extension adapted to engage a spring-catch on the said base when in a vertical position relative thereto, and to engage a second catch when swung into a position parallel to the said base, as will be hereinafter more fully described.

In the annexed drawings, the letter A designates the base of my improved flower-vase, having two spaced uprights, B, erected thereon, that afford bearings for the trunnions *a* projecting out at right angles to the longer axis of the flower-vase C. This vase has a tapering extension, *b*, which engages a transverse notch, *i*, in a strip spring-catch, *j*, upon the base A, between the uprights B, when the said vase is to be used as a table ornament. When the end of this extension is sprung over the end of the catch *j* it engages the groove, notch, or recess *i* thereon, and the vase is held in a fixed vertical position with reference to the base.

As shown in Fig. 2, the uprights B are prolonged laterally above the bearings of the vase, and have depending therefrom a spring-arm, *c*, carrying on its end a ball, *d*, or other equivalent device, having a slight recess or

depression, *e*, adapted to receive the point of the extension aforesaid when the said vase is swung into a position parallel to the base.

The arm *c* and ball *d* constitute the second catch, and the former is sufficiently resilient or springy to hold the vase extension to its engagement with the said ball.

Upon the under side of the vase is firmly attached a hook, *f*, having an open-ended slot, *l*, by means of which the bracket-vase, constructed as above described, is hung up against the wall upon a nail.

There are many ways by which the vase may be journaled in the uprights. Two of these modes are shown in Figs. 3 and 4. In the former the arms are shown as projecting from and forming a part of the extension, and as extending through the bearings upon the uprights, nuts being used to hold them in place. In the latter a bolt is shown, having an enlarged head passing through registering-perforations in the extension and bearings, and confined by a nut applied upon its projecting end.

The vase may be made of any suitable materials or combination thereof.

What I claim as new, and desire to secure by Letters Patent, is—

1. The combination, with the base A, having uprights B and slotted hook *f*, and the spring-catches *j* and *c d* at right angles to each other, of the vibrating vase C, having extension *b*, substantially as specified.

2. The uprights B, having lateral prolongation N, with the spring-catch *c d*, and the base A, having the spring-catch *j* and slotted hook *f*, in combination with the vase C, journaled in said uprights, and having the extension *b*, substantially as specified.

3. The flower-vase C, journaled in suitable uprights, and adapted to be locked in two positions at right angles to each other, substantially as set forth.

In testimony that I claim the above I have hereunto subscribed my name in the presence of two witnesses.

FREDERICK RATCLIFF.

Witnesses:

E. A. MERRIMAN,
CHAS. KENTON.