

L. HECKMANN.
Wire Trimming for Jewelry.

No. 204,149.

Patented May 28, 1878.

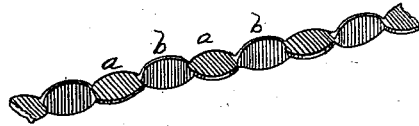


Fig. 1.



Fig. 2.

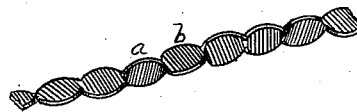


Fig. 3.



Fig. 4.

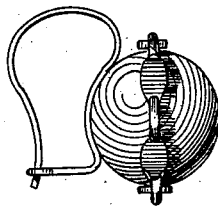


Fig. 5.

WITNESSES

B. M. Williams
J. H. Reed Jr.

INVENTOR

Louis Heckmann
By his Attys.
Henry W. Williams & Co.

UNITED STATES PATENT OFFICE.

LOUIS HECKMANN, OF WRENTHAM, MASSACHUSETTS, ASSIGNOR OF TWO-THIRDS HIS RIGHT TO WILLIAM H. WADE AND EDWARD P. DAVIS, OF SAME PLACE.

IMPROVEMENT IN WIRE TRIMMING FOR JEWELRY.

Specification forming part of Letters Patent No. **204,149**, dated May 28, 1878; application filed March 12, 1878.

To all whom it may concern:

Be it known that I, LOUIS HECKMANN, of Wrentham, in the county of Norfolk and State of Massachusetts, have invented a new and useful Improvement in Jewelry-Trimming, of which the following is a specification:

This invention is a trimming for jewelry, such as breastpins, shawl-pins, charms, &c., constructed in such a manner that certain portions or edges of such trimming may be attached to the jewelry, while other portions can be surmounted by crests or other ornamental designs.

It is intended for an intermediate trimming—that is, a trimming which forms a basis for another trimming or ornamental design, which latter is attached to and connected with the main body of the article of jewelry by the said intermediate trimming.

In order to construct my invention a round piece of gold or plated metal, wire-shaped, is, by means of pressure, formed into flattened, round, or oval surfaces, usually at right angles to each other. These surfaces are next to each other, there being no intermediate space of unflattened metal between, the entire length of metal or wire being flattened at two or more angles. Thus different sets of edges are produced, one set being used for soldering or otherwise attaching to an article of jewelry, and another set serving as a basis for ornamentation.

Figure 1 is a perspective view of a piece of jewelry-trimming embodying my invention. Fig. 2 is a plan of the same.

In these views a piece of wire, which was originally round, has been pressed or squeezed so that it has expanded into the flat oval sur-

faces shown, each being at right angles to the next.

Figs. 3 and 4 represent, respectively, a perspective and a plan view of a similar piece of wire, which has been pressed into similar surfaces at various angles.

The surfaces are flattened, but not necessarily flat, as they may themselves be struck into different designs, &c.

Fig. 5 represents my improved trimming attached to an ear-ring. The edges of the flattened surfaces are intended to be surmounted with crests or other ornamental pieces, so that the prepared wire serves as a basis for ornamentation of various kinds.

It will be noticed that this trimming does not consist of wire cut into in any way, so as to form barbs or points, but is merely pressed; also, that there are no spaces between the flattened surfaces of unpressed wire—wire in its original shape—but the whole originally round piece of metal is made into oval or round flat surfaces.

Of course, any material may be used which is suitable for the purpose.

Having thus fully described my improvement, what I claim, and desire to secure by Letters Patent, is—

The hereinbefore-described trimming or basis for trimming for jewelry, consisting of a wire provided with a continuous series of flattened surfaces, *a b*, at right or other angles to each other, substantially as described and shown, and for the purpose set forth.

LOUIS HECKMANN.

Witnesses:

EVA A. WHITING,
DELIA L. CARPENTER.