

C. B. WESSMANN.
Game-Counter.

No. 204,404.

Patented May 28, 1878.

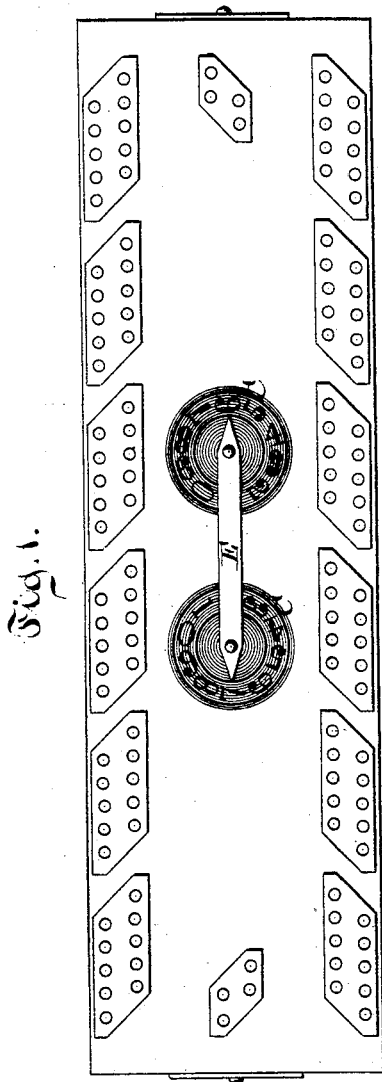


Fig. 1.

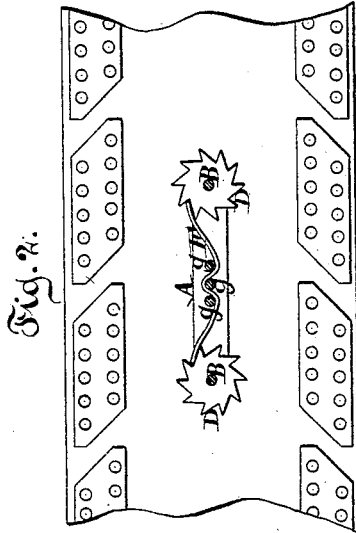


Fig. 2.




Fig. 3.

Witnesses.
Chas. Stahlers.
Otto. Stufeland

Inventor.
Charles B. Wessmann
by
Van Sartwood & Hauff
his attorneys

UNITED STATES PATENT OFFICE.

CHARLES B. WESSMANN, OF NEWBRIDGE, NEW JERSEY.

IMPROVEMENT IN GAME-COUNTERS.

Specification forming part of Letters Patent No. **204,404**, dated May 28, 1878; application filed November 14, 1877.

To all whom it may concern:

Be it known that I, CHARLES B. WESSMANN, of Newbridge, in the county of Bergen and State of New Jersey, have invented a new and useful Improvement in Game-Registers, which improvement is fully set forth in the following specification, reference being had to the accompanying drawing, in which—

Figure 1 represents a plan view of my apparatus applied to a cribbage-board. Fig. 2 is a similar view thereof, partly in section; and Fig. 3 is a side view of the same, partly in section.

Similar letters indicate corresponding parts.

My improvement relates to an apparatus for use by players in keeping games of various sorts; and consists in a base-plate, two registering-disks, an index common to both disks, two ratchet-wheels, mounted, respectively, on the axis of said disks, and of a spring, which is held in position by pins projecting from the base-plate, and engages with each of said ratchet-wheels, whereby I obtain a very simple and effective registering apparatus, and one which can be furnished at low cost.

In the drawing, the letter A designates the base-plate of my apparatus, from which rise two shafts, B B, which form the axis of two registering-disks, C C, and two ratchet-wheels, D D.

E is an index, common to both the registering-disks C C; and F is a spring, which engages with each of the ratchet-wheels D D.

The registering-disks are each provided with successive numerals, concentrically arranged, as shown, and the index E is located above the disks, the same being composed of a strip of sheet metal or other suitable material, which is secured to the shafts B B, and is pointed at its opposite ends.

The spring F is held in place by means of pins *g*, which are driven into the base-plate A, and around which the middle portion of the spring F is bent, as clearly shown in Fig. 2, so that the ends of the spring can be made to catch in the teeth of the ratchet-wheels D D. Said spring F and the ratchet-wheels D D prevent a retrograde movement of the registering-disks C C, and at the same time form an alarm to indicate when and the extent to which said disks are turned.

It will be seen that all the parts of my apparatus can be finished and put together with little labor; and hence I am enabled to furnish the same at low cost, which is a great desideratum in apparatuses of its kind. My apparatus, moreover, can be applied to a cribbage-board, as in the example shown, or can be fastened to a table or any other article with great facility.

What I claim as new, and desire to secure by Letters Patent, is—

A game-register composed of the base-plate A, two registering-disks, C C, a common index, E, two ratchet-wheels, D D, mounted, respectively, on the axis of said disks, and of a spring, F, which is held in position by pins *g* projecting from the base-plate, and engages with each of said ratchet-wheels, the whole being adapted to operate substantially as described.

In testimony that I claim the foregoing I have hereunto set my hand and seal this 6th day of November, 1877.

C. B. WESSMANN. [L. S.]

Witnesses:

W. HAUFF,
CHAS. WAHLERS.