

G. S. HICKOX.
Prisoner's Shackle.

No. 204,669.

Patented June 11, 1878.

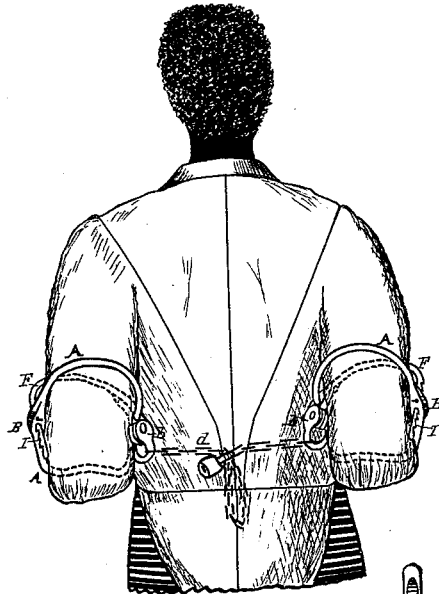


Fig. 1.

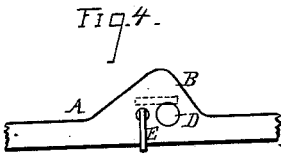


Fig. 4.

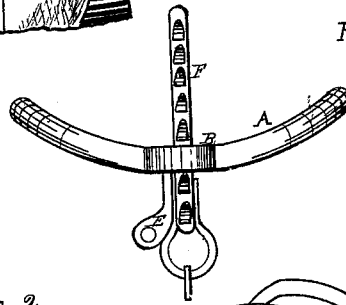


Fig. 3.

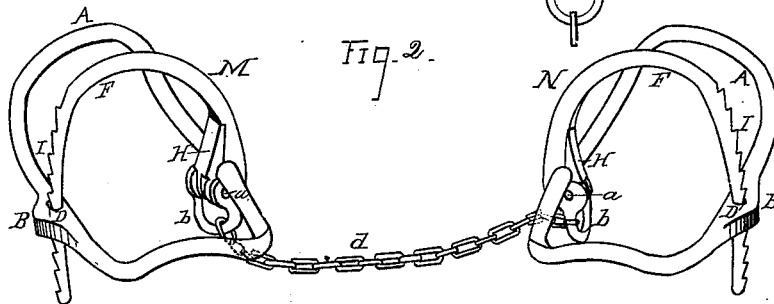


Fig. 2.

WITNESSES -

Chas. Gill
Frankland Janus.

INVENTOR -

George S. Hickox
By his Attys.
Cox and Cox

UNITED STATES PATENT OFFICE.

GEORGE S. HICKOX, OF MARSHALLTOWN, IOWA.

IMPROVEMENT IN PRISONERS' SHACKLES.

Specification forming part of Letters Patent No. **204,669**, dated June 11, 1878; application filed March 15, 1878.

To all whom it may concern:

Be it known that I, GEORGE S. HICKOX, of Marshalltown, in the county of Marshall and State of Iowa, have invented a new and useful Improvement in Prisoners' Shackles, of which the following is a specification, reference being had to the accompanying drawings.

The invention relates to an improvement in shackles, as will be hereinafter fully set forth.

The object of the invention is to supply a suitable means for securing the arms of prisoners.

In the accompanying drawings, Figure 1 is a view of the invention, showing the position of the shackles on a prisoner. Fig. 2 is a perspective view of the shackles. Fig. 3 is an edge view of one of same; and Fig. 4 is a detached view of a portion of same, indicated by letter.

A represents the bail or main part of the shackle, which part is of an elliptical form, and is curved, as shown. Upon one side of the part A is an enlargement, B, in which is constructed the vertical aperture D, the enlargement also containing a suitable spring-pawl, which is properly arranged to engage the rack hereinafter mentioned as it is passed through the aperture D, and thereby prevent its withdrawal except when acted upon by a key, E.

Upon the side of the part A opposite to the enlargement B is loosely secured one end of the hasp F, so as to have a hinged movement. In the present instance the end of the hasp is attached to the part A by a hinge-bar, H, mounted on a pivot, a; but it is evident that other means might be employed without departing from the essence of the invention.

The hasp F bows upward in any form deemed most expedient and effective, from its hinge across the part A, and is provided, upon the outer edge of its free end, with the rack I, which, when said end is inserted in the aperture D, is engaged by the spring-pawl contained within the enlargement B, and its withdrawal thereby prevented, though it can be pushed farther through the aperture whenever desired, until the limit of the rack has been reached.

Upon the pivot *a* is secured the eye *b*, which serves to receive one end of the chain *d*, the other end being secured to a similar eye, *b*, attached to a shackle exactly corresponding with the one above described, being lettered, respectively, for convenience, M N.

In the practical application of the device one shackle is placed upon one arm, the other shackle upon the other arm, and the chain *d* tightened across the back. In arranging the shackles upon the wearer the arm is bent or folded, with the hand resting upon the breast and the elbow inserted in the part A, one end of said part bearing against the fore arm, below the elbow, the other end against the main arm above the elbow, when the hasp F is thrown over the arm, immediately across the elbow, and its free end forced through the aperture D as far as may be deemed necessary to firmly hold the arm, said end being retained in this position by means of the rack and spring-pawl before mentioned, and the aperture D being upon the outside of the arm. The other shackle is then placed upon the other arm in the manner just set forth, with the chain *d* extending across the back, which chain is now drawn taut by gathering the links at its center, and may be retained in this condition by simply securing the end links of the tightened portion by a suitable padlock or other means.

Thus a means is furnished for securing a prisoner's arms and preventing him from striking or running easily, at the same time allowing him to assume a comfortable and healthful position.

It is obvious that two or more persons, by the above means, may be fastened together, thus enabling one keeper to manage a number of prisoners.

What I claim as my invention, and desire to secure by Letters Patent, is—

1. A shackle for securing both arms of a prisoner in a folded position, which consists of an elliptical bail and a centrally-hinged hasp for each arm, the bails being connected by a chain, and the hasp provided with a rack, which is engaged by a spring-pawl in said bail, substantially as specified.

2. A shackle consisting of the parts M N, adapted to secure the arms in a folded posi-

tion, in combination with the chain *d* and a suitable fastening device for adjusting the length of same, substantially as specified.

3. A shackle consisting of the elliptical bail *A*, having a hinged hasp, *F*, provided with a suitable rack, substantially as expressed.

In testimony that I claim the foregoing im-

provement in prisoners' shackles, as above described, I have hereunto set my hand this 5th day of March, 1878.

GEORGE S. HICKOX.

Witnesses:

J. L. CALDWELL,

JOEL S. EDWARDS.