

W. B. RUTHERFORD & J. T. HAWKINS.
Bale-Tie.

No. 204,764.

Patented June 11, 1878.

Fig. 1

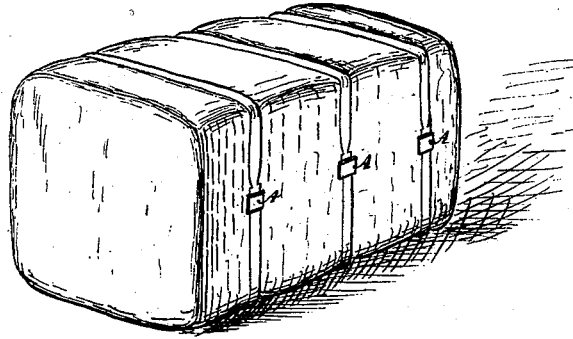


Fig. 2

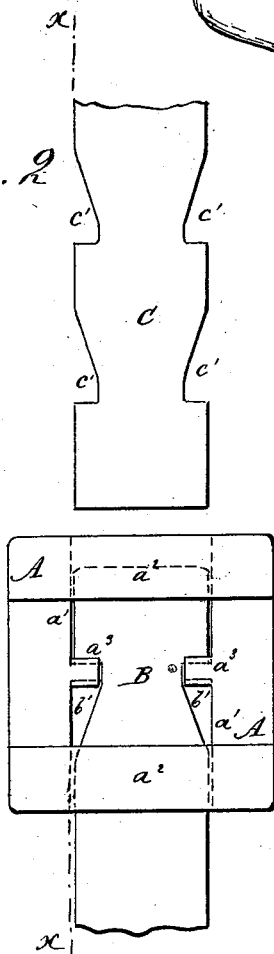
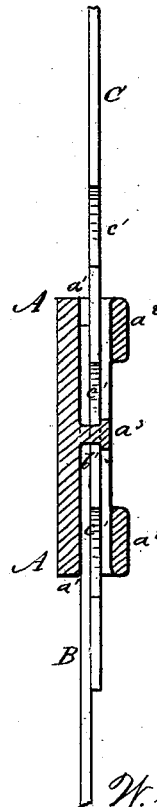


Fig. 3



WITNESSES:

C. Neveu
C. Sedgwick

INVENTOR:

W. B. Rutherford
J. T. Hawkins
BY *Munn & Co*
ATTORNEYS.

UNITED STATES PATENT OFFICE.

WILLIAM B. RUTHERFORD AND JOEL T. HAWKINS, OF ROCKDALE, TEXAS.

IMPROVEMENT IN BALE-TIES.

Specification forming part of Letters Patent No. 204,764, dated June 11, 1878; application filed April 4, 1878.

To all whom it may concern:

Be it known that we, WILLIAM B. RUTHERFORD and JOEL T. HAWKINS, of Rockdale, in the county of Milam and State of Texas, have invented a new and useful Improvement in Bale-Ties, of which the following is a specification:

Figure 1 is a perspective view of a bale to which our improved ties have been applied. Fig. 2 is an under-side view of the tie, one end of the band being shown as attached to the tie and the other as loose. Fig. 3 is a section of the same, taken through the line $x x$, Fig. 2.

Similar letters of reference indicate corresponding parts.

The object of this invention is to furnish an improved bale-tie which shall be simple in construction and convenient in use, being so constructed as to hold the largest bales securely.

The invention consists in the bale-tie formed of the plate provided with the longitudinal groove, the cross ribs or loops, and the projections or keys, to adapt it to receive and hold the notched ends of the bale-band, as hereinafter fully described.

A represents the tie, which is designed to be made about two inches square. In the under side of the tie A is formed a groove, a^1 , of sufficient depth to receive both ends, B C, of a bale-band. Said groove a^1 is covered at its ends by cross-ribs a^2 , cast upon the tie and forming loops. Upon the side parts of the

groove a^1 , and equally distant from its ends, are formed projections or keys a^3 , which enter notches $b' c'$ in the side edges of the ends B C of the band, and thus fasten the said band securely. The notches $b' c'$ are made straight upon one side and inclined upon the other side, the straight sides being toward the ends of the band. In the end B of the band is formed only one pair of notches, b' , which are made about an inch from the end of the band. In the end C of the band are formed a number of pairs of notches, c' , which are made about three inches apart, and extend for one-third, more or less, the length of the band.

With this construction the square sides of the notches $b' c'$ rest against the opposite sides of the projections or keys a^3 , so that the band will be held securely and in such a way that it will not be liable to break or to break the tie.

Having thus described our invention, we claim as new and desire to secure by Letters Patent—

The bale-tie formed of the plate A, provided with the longitudinal groove a^1 , the cross ribs or loops a^2 , and the projections or keys a^3 , to adapt it to receive and hold the notched ends B C of the bale-band, substantially as herein shown and described.

WILLIAM BRYSON RUTHERFORD.
JOEL TURNHAM HAWKINS.

Witnesses:

J. S. PERRY,
C. E. WYNNE.