

F. J. ROBINSON.
Mop-Wringer.

No. 204,845.

Patented June 11, 1878.

Fig. 1.

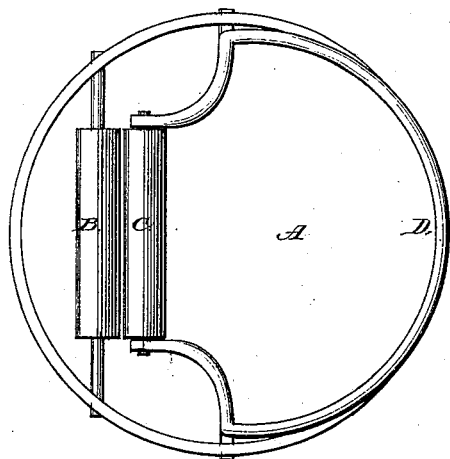


Fig. 2.

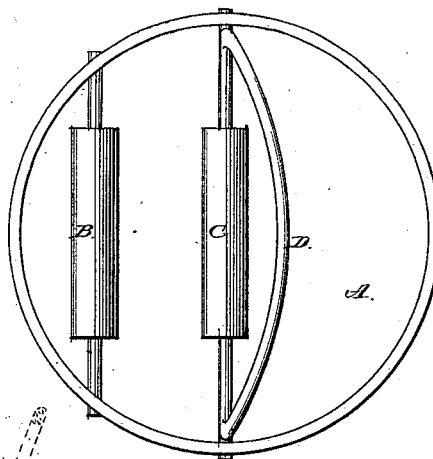
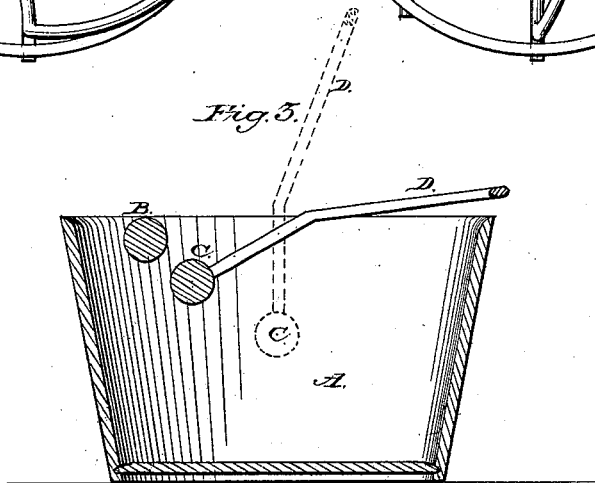


Fig. 3.



WITNESSES
Wm. G. Dietrich
A. Scott

INVENTOR
Frank J. Robinson
By his Attorney
J. S. Brown

UNITED STATES PATENT OFFICE.

FRANK J. ROBINSON, OF LAKE VILLAGE, NEW HAMPSHIRE.

IMPROVEMENT IN MOP-WRINGERS.

Specification forming part of Letters Patent No. **204,845**, dated June 11, 1878; application filed May 15, 1878.

To all whom it may concern:

Be it known that I, FRANK J. ROBINSON, of Lake Village, in the county of Belknap and State of New Hampshire, have invented an Improved Mop-Wringer; and I do hereby declare that the following is a full and exact description thereof, reference being had to the accompanying drawings, making part of this specification—

Figure 1 being a top view of a wash pail or tub provided with my improved mop-wringer, showing the same in position for action; Fig. 2, a similar view, showing the wringer not in action, but in its ordinary position while carrying the pail or tub, or while washing; Fig. 3, a central vertical section of the same, showing the wringer in both positions.

Like letters designate corresponding parts in all the figures.

My invention consists in a peculiar arrangement and mounting of a movable wringing-roller in connection with a stationary wringing-roller, whereby the said movable roller automatically assumes an inactive position by its own gravity, dropping into the pail or tub out of the way of the mop, and is again brought into action by simply placing the foot on a counter bail or lever and raising the said roller so as to press the mop between it and the stationary roller, and whereby the said counter bail is made to serve the additional purpose of a lifting and carrying bail.

In the drawings, A represents any suitable pail or tub to contain the water for washing floors, pavements, &c. A stationary roller, B, is mounted thereon, near one side thereof, as shown, or in any equivalent way, as by attaching ears or bearings. This roller is near the top of the pail or tub, and in a horizontal position.

The movable roller C is mounted on a swinging bail or double lever, D, which is pivoted to the pail or tub in a central or nearly central position, so that the roller may hang suspended vertically, or nearly so, therefrom down into the pail or tub when not in active use, and so that when swung up into action it will approach the stationary roller in a position parallel thereto. For the simple purpose of wringing, this double lever may be constructed merely as a lever, with a foot-piece or treadle reaching over to the side of

the pail or tub opposite to the stationary roller; but in order to fulfill the additional function of a bail with which to carry the pail or tub, this counter-lever is of the proper form of a bail, as shown, and it may be mounted as shown, or in any suitable manner for its double use, either permanently on the pail or tub, or detachably therefrom.

The operation of this mop-wringer is very simple and effective. The weight of the swinging roller C causes it to swing down into the tub or pail, and to keep it in a central or nearly central position therein, so that it does not interfere with introducing the mop into the pail or tub on either side.

When the mop is to be wrung or squeezed, it is brought up to the stationary roller B, and the foot of the operator is placed on the counter-bail and pressed down thereon to bring the movable roller C against the mop and squeeze it with sufficient force while drawing the same between the rollers. On leaving the movable roller to itself again, it immediately descends into its previous position down in the pail by its own gravity, and there constantly remains while washing, and holds the bail in position for lifting and carrying the pail or tub.

The invention is exceedingly simple, convenient, and easy of operation.

What I claim as my invention, and desire to secure by Letters Patent, is—

1. A mop-wringer composed of a movable roller, C, mounted on a swinging bail or lever, D, and arranged to swing automatically down into a central position in the pail or tub while inactive, in combination with a stationary roller, B, at one side of the pail or tub, substantially as and for the purpose herein specified.

2. A mop-wringer having a bail, D, upon which the movable roller C is mounted, the said bail also serving as a bail to carry the pail or tub by, substantially as and for the purpose herein specified.

Specification signed by me this 24th day of April, 1878.

FRANK J. ROBINSON.

Witnesses:

E. H. BLAISDELL,
C. P. S. WARDWELL.